

CAPER

Comprehensive Annual Performance and Evaluation Report For Fiscal Year 2011

PASSAIC COUNTY, NEW JERSEY
B-11-UC-34-0112

Reporting Period:

September 1, 2011 through August 31, 2012

Submitted by:

**Passaic County
Department of Planning**

***Contact Person:
Deborah Hoffman, Director
Department of Economic Development***

Display Period:

November 7 through November 22, 2012

**Comprehensive Annual Performance and Evaluation Report
for F.Y. 2011
Passaic County, New Jersey**

Table of Contents

EXECUTIVE SUMMARY i

I. SUMMARY OF RESOURCES AND DISTRIBUTION OF FUNDS 1

II. GENERAL CAPER NARRATIVES..... 4

 A. Assessment of the Three to Five Year Goals and Objectives..... 4

 B. Affirmatively Furthering Fair Housing..... 16

 C. Affordable Housing 21

 D. Continuum of Care Narrative..... 23

 E. Other Actions 24

 F. Leveraging Resources..... 26

 G. Citizen Comments..... 26

 H. Self-Evaluation 27

 I. Monitoring 27

III. CDBG PROGRAM NARRATIVE STATEMENTS 28

IV. PUBLIC PARTICIPATION 30

V. IDIS REPORTS..... 32

APPENDIX (MAPS)

EXECUTIVE SUMMARY

This Consolidated Annual Performance and Evaluation Report (CAPER) is for Passaic County, New Jersey. Passaic County became an entitlement community receiving Community Development Block Grant (CDBG) funds from the U.S. Department of Housing and Urban Development in 2008. A Five-Year Consolidated Plan (CP) for the program years 2008 through 2012 was prepared. The CP allows a community to take a comprehensive approach to the use of resources granted to the community by HUD. On an annual basis, Passaic County submits an Action Plan containing the proposed activities outlining the use of CDBG funds for the upcoming program year. The Action Plan relates the activities to goals and objectives outlined in the Five-Year Consolidated Plan.

The Five-Year Consolidated Plan laid out a strategic plan containing housing goals, community development goals, homeless and special population goals, economic development goals, and planning goals. The Five-Year Goals and Objectives are as follows:

Objective 1: Expand home ownership among low-income households.

The home ownership programs will assist up to 15 households over the next five years. It is projected that one-third of the assisted households will be minorities.

Objective 2: Improve existing housing for low-income owners.

Over the next five years the county will reinstate the Housing Rehabilitation Program and will assist up to 20 households

Objective 3: Expand housing stock for low-income renter households

Over the next 5 years it is projected that up to 10 new rental units will be created.

Objective 4: Provide shelter, supportive services, and housing assistance to the homeless or those threatened with homelessness through a comprehensive continuum of care that fosters self-sufficiency.

Objective 5: Provide supportive housing and services for persons with special needs.

Objective 6: Support improvements to, or construction of, public facilities.

1. Senior centers
2. Park and recreational facilities
3. Neighborhood facilities
4. Non-residential historic preservation
5. Other – demolition/removal of blight

Objective 7: Improve, maintain, and expand infrastructure.

1. Water and sewer improvements.
2. Street and sidewalk improvements
3. Install curb ramps/cuts

Objective 8: Support vital public services.

Objective 9: Support for economic development and creation of decent jobs.

Objective 10: Support planning and administration of community and housing development activities

Annually, Passaic County must review and report its progress in carrying out its Five-Year strategic plan and the Annual Action Plan. This annual report provides that review and analysis for the fourth report of the five years under the Five-Year Consolidated Plan prepared for 2008 to 2012.

During FY 2011, the Passaic County received \$950,230 in CDBG funds and spent a total of \$1,468,726.73. Funds were spent on street improvements, construction of handicap curb ramps, public facility improvements, recreation improvement, public services and administration. The County experienced a timeliness problem leading up to FY 2011. Since projects were delayed in earlier years, the county had more than 1.5 times its allocation on hand as of the 10th month of the fiscal year. However, this balance was significantly reduced to .93 by the end of the FY 2011 fiscal year.

The chart below shows the activities planned for FY 2011. During the year, there were several program modifications:

- Canceled West Milford Sidewalk activity
- Created West Milford Street activity – Upper Greenwood Lakes
- Created West Milford Street activity – 1st, 2nd, and 3rd Avenues
- Created Woodland Park Street activity – Woodrow Avenue
- Created Prospect Park Spray Park addition to Hofstra Park
- Canceled the Totowa Library Project and added funds to the sewer project
- Canceled WPU Technical Assistance public service

2011 Planned Activities:

No.	Project Name	CDBG Eligible Activity	Name of Applicant	Funding Amount	Location of Project	Project Description	CDBG Statutory Objective Justification
1	Street Improvements - Repaving of Dixie Avenue	Public Facilities: Streets, Curbs, sidewalks	Borough of Hawthorne	\$ 110,000.00	Dixie Avenue from Lincoln Avenue to Fifth Avenue	Milling and paving of Dixie Avenue from Lincoln Avenue to Fifth Avenue, along with the replacement of curbs, as needed, the installation of dropped curbs and handicapped ramps at all intersections, and the retrofit of all catch basins to conform with Stormwater Management rules.	Low/Moderate Benefit: Area Benefit
2	Street Improvements: Marshall Hill Road Sidewalk - Phase III Priority One	Public Facilities: Streets	Borough of West Milford	\$ 100,000.00	From 15 Lincoln Avenue to 41 Marshall Hill Road West Milford	Construction of a public sidewalk along the northerly side of Marshall Hill Road from the Lincoln Hill Senior Housing facility to the Shop Rite shopping center. Construction will include approximately 1600 square yards of concrete sidewalk, 2750 feet of curbing as well as pavement repair.	Low Mod Benefit/Area Benefit
3	ADA Improvements: American Legion Post No. 428- ADA Accessibility Project	Public Facilities: Community Centers, Senior Centers	Borough of North Haledon	\$ 80,000.00	512 High Mountain Road, North Haledon, NJ	Installation of a new ADA compliant access ramp into the structure, replacement of the front entry door to include ADA compliant door opening equipment, modification to the rear emergency exit to provide a secondary means of ADA compliant egress, and/or replacement of the interior door leading to the main hall space and extensive renovation of the restroom facilities to bring them into ADA compliance.	Low Mod Benefit: Presumed Benefit: elderly persons and severely disabled adults
4	Sanitary and Storm Sewer Improvements: Monroe Street Sanitary Sewer Replacement	Public Facilities, Storm and Sanitary Sewers	Borough of Wanaque	\$ 117,379.00	Monroe Street from Whistler Place to Milton Place	Install a new sanitary sewer line in Monroe Street and provide for hooking up homeowners to the new line. The existing sewer line runs behind the homes, and in many places it is made of clay . The line is deteriorating and allows the inflow and infiltration of rain water into the sanitary system.	Mod Benefit Area Benefit
5	Recreational Facilities Improvements: Hofstra Park Bathroom and Sanitary Sewer System	Public Facilities: Park Bathroom Facility	Borough of Prospect Park	\$ 95,000.00	Hofstra Park, atop Struyk Avenue, Prospect Park	Installation of Bathroom Facilities following the installation of a 850' of 8" PVC sanitary sewer system line a portion of which was funded through FY 2009 and FY 2010 CDBG funds totaling \$148,406..	Low-mod income residents: Area Benefit - only park in the Borough
6	ADA Improvements: Totowa Borough Library ADA Compliance Improvement Project \	Public Facilities: Community Centers, Senior Centers	Borough of Totowa	\$ 82,400.00	Dwight D. Eisenhower Public Library, 537 Totowa Road, Totowa, NJ 07512	Installation of ADA compliant restrooms and elevator. (No current ADA access to the library.)	Prevention and/or Elimination of Slums and Blight: Public Facility building rehabilitation

No.	Project Name	CDBG Eligible Activity	Name of Applicant	Funding Amount	Location of Project	Project Description	CDBG Statutory Objective Justification
7	Sanitary and Storm Sewer Improvements: Totowa Borough Sewer Lining Project	Public Facilities: Storm and Sanitary Sewers	Borough of Totowa	\$ 125,850.00	Jefferson Street between Union Boulevard and Franklin Place Totowa, NJ	Studies of the existing sanitary sewer system recommend that the 70+ year old clay pipe sanitary sewer main located within Jefferson Street requires rehabilitation to eliminate the filtration of ground water into the sanitary sewer main. Project includes: lining the sewer main, sealing of the manholes and sealing lateral connections to reduce the amount of infiltration into the sanitary sewer system. Will also reduce operation and maintenance costs of the Williams Place pump station.	Low/Moderate Benefit: Area Benefit
8	Public Services: Project LINC	Public Services for Senior Citizens.Funded FY 2009 and FY 2010. Continuation of Services.	Catholic Family and Community Services	\$ 37,000.00	31 Pompton Avenue, Pompton Lakes, NJ 07442 Clients to be assisted live in Bloomingdale, Wanaque, Pompton Lakes, Ringwood and West Milford	LINC is a program offered by Catholic Family since 1974 reaching out to isolated lonely and homebound individuals providing medical and transportation services, shopping and shopping assistance, respite, companionship, outreach, telephone reassurance and information and referral in Upper Passaic County.	Presumed Benefit: Elderly Persons. Income qualification of individual beneficiaries will be needed.
9	Public Services: NewBridge Services Operation SAIL	Public Services for Senior Citizens	NewBridge Services	\$ 12,555.00	Services to Seniors in Six Municipalities: West Milford, Pompton Lakes, Wanaque, Bloomingdale, Ringwood, and Little Falls	Provide 495 hours of outreach, assessment and case management services to 45 frail, home-bound seniors ages 60 years of age and older annually which have low to moderate incomes and who live in the 4 municipalities indicated.	Low/Mod Benefit: Limited Clientele and Presumed Benefit: elderly persons
10	Administration (20%)	Administration	County	\$ 190,046.00			
			SUBTOTAL	\$ 950,230.00			

Note: As used in this report, the Fiscal Year for the program refers to the period September 1, 2011 to August 31, 2012

During the year, Passaic County undertook several program modifications among which was to move funding in West Milford from the sidewalk project to street improvements. The sidewalk project proved to be infeasible given roadway reconstruction that would be required. Another modification was the cancellation of the Totowa Library project which resulted in moving the funds to the Totowa Sewer project.

Section I.

Program Narratives

PROGRAM NARRATIVES

I. Summary of Resources and Distribution of Funds

The County received \$946,150 from the CDBG Program and preprogrammed \$40,639.63 from prior year funding. The overall plan for FY2011 provided funds for social services, public facilities, infrastructure, and general administration.

Funding Source	Amount
<ul style="list-style-type: none"> Community Development Block Grant Program FY 2011 Entitlement 	\$950,230.00

No program income was anticipated.

The County committed the entire \$950,250 to activities as follows:

Project	Priority Need Level	CDBG \$
Borough of Hawthorne – Street Improvements Dixie Ave	H	\$110,000
Borough of West Milford - Street improvements*	H	100,000
Borough of Wanaque – Storm and Sanitary Sewer Improvements	H	117,395
Borough of Prospect Park – Park improvements	H	95,000
Borough of Totowa – Sanitary Sewer Improvements**	H	208,254
TOTAL INFRASTRUCTURE		\$630,645
Borough of North Haledon – Community Center	H	80,000
TOTAL PUBLIC FACILITIES		\$80,400
Catholic Family and Community Services – LINC Program	H	37,000
New Bridge Services	H	12,555
TOTAL PUBLIC SERVICES		49,555
Administration		190,046
TOTAL PLANNING AND ADMINISTRATION		190,046
PROGRAM TOTAL		\$950,250

*Funding for FY 2011 was reprogrammed from the sidewalk project to a street project when the sidewalk construction was shown to be infeasible.

**Funding for the Library in Totowa was reprogrammed to the sewer project when the Library initiated the project before funding was cleared.

During the year, there were several program modifications:

- Canceled West Milford Marshall Hill Sidewalk activity
- Created West Milford Street activity – Upper Greenwood Lakes
- Created West Milford Street activity – 1st, 2nd, and 3rd Avenues
- Created Woodland Park Street activity – Woodrow Avenue
- Created Prospect Park Spray Park addition to Hofstra Park
- Canceled WPU Technical Assistance public service

During the year, the County spent \$1,468,726.73 and encumbered an additional \$11,985.79 in expenses on Administration. The encumbrances are for unpaid consulting fees. Including these encumbrances, administration expenses equaled 18.8% of the grant sum.

Also available to Passaic County in FY 2011 were public housing agency funds and McKinney Vento Continuum of Care funds. Awards were made to Passaic County for \$3,268,321 for renewal and new Supportive Housing Program and Shelter Plus Care applications.

Passaic County is part of the North Jersey Sustainable Communities Consortium. In November 2011, HUD notified the Consortium that its application had been selected for an award in the amount of \$5 million. Through participation in this program, the region expects to address broad livability and sustainability goals for housing, economic development and transportation.

Geographic Distribution

Passaic County will provide CDBG funds to activities serving the twelve participating jurisdictions: Bloomingdale, Haledon, Hawthorne, Little Falls, North Haledon, Pompton Lakes, Ringwood, Prospect Park, Totowa, Wanaque, West Milford, and Woodland Park.

The areas of those Passaic County municipalities participating in the program that have a concentration of Non-White and Latino populations are very limited. Only Census Block Groups in Haledon and Prospect Park have higher concentrations of Non-White and Latino households. In previous years in the FY2008-FY2012 Consolidated Strategic Plan, the County has funded projects in Haledon and Prospect Park, and in FY 2011 the County will continue to fund recreational improvements in Prospect Park.

The remaining area benefit projects in FY2011 will take place in areas of LMI concentration throughout the County. Activities that benefit persons with disabilities are presumed to benefit low income persons and are taking place in two facilities in the County. As such, funds are not targeted geographically. All the CDBG funding (100%) will benefit LMI clientele and areas throughout the County.

PROJECT LOCATIONS SEE APPENDICES FOR MAP OF PROJECTS

Project	Census Tract and Block Group	Low-Mod
MUNICIPAL INFRASTRUCTURE PROJECTS		
Hawthorne – Dixie Ave.	CT 1433 block group 2, 47.2% low mod	Low Mod area
West Milford – 1 st , 2 nd , and 3 rd Aves.	Census Tract 2568.01 block group 2, 42.6% low mod	Low Mod area
Propect Park – Park Improvements	CT 2036, Block Groups 1 - 5: 53.4%) low mod	Low Mod area
Wanaque – Sanitary and Storm water improvements	CT 2366.00, block group 6. 51.2% low mod	Low Mod area
Borough of Totowa- Sanitary sewer line improvements	CT 2238.00, Block Group 2, 41.5% low mod	Low Mod area
North Haledon – Community Center ADA improvements	CT 1635, block groups 1-5	Presumed
New Bridge Services	Senior Citizens in West Milford, Pompton Lakes, Bloomingdale and Wanaque	Presumed
Catholic Family and Community Services	Senior Citizens in the participating jurisdictions	Presumed

II. General CAPER Narratives

A. Assessment of the Three to Five Year Goals and Objectives

In 2008, Passaic County became a federal entitlement under the Community Development Block Grant Program. The County prepared and adopted a Five -Year Consolidated Plan which outlined specific goals and objectives aimed at addressing various identified housing and community development needs in the County. This first plan is for the period 2008-2012. Each year, the County prepares an Annual Action Plan to implement the many goals and objectives set forth in the Five-Year Consolidated Plan. This report is the fourth of the five annual reports for this planning period.

Described below are the Five-Year Consolidated Plan goals and objectives for the period 2008-2012.

a. FY 2011 CAPER - Assessment of Three- to Five Year Goals and Objectives

Description of accomplishments

Affordable Housing

Objective 1: Expand home ownership among low income households.

The home ownership programs will assist up to 15 households over the next five years. It is projected that one-third of the assisted households will be minorities.

Objective 2: Improve existing housing for low income owners.

Over the next five years the county will reinstate the Housing Rehabilitation Program and will assist up to 20 households

Objective 3: Expand housing stock for low income renter households

Over the next 5 years it is projected that up to 10 new rental units will be created.

2011 Actions:

The County completed a housing rehabilitation program utilizing the \$200,000 in CDBG small cities program income funds available from loan repayments with the expectation of finding additional funds in the future to carry on this project. These funds originated from a grant from CDBG funds made by the NJ Department of Community Affairs (DCA). As program income, CDBG rules apply to the use of the funds.

In general, financial assistance is available for the renovation or replacement of substandard heating, electrical and plumbing systems, some structural repairs and modifications, insulation and other improvements designed to reduce operational expenses, activities to correct code violations and other repair work necessary for upgrading existing homes to standard condition.

This program began in the summer 2009 and there were 20 units completed, 15 in FY 2010 and 5 in FY 2009. It is administered by the Weatherization Office within

the Planning and Economic Development Department. An average of \$10,188 was expended per home. The program is out of funds.

Homeownership and Rental housing were not goals that were addressed in 2011. However, the Passaic County Housing Authority has been working on plans to create new affordable units for veterans and senior citizens.

Performance Measure:

<i>Goal Housing Needs – Improve and Maintain Existing Housing</i>			
Project	Outcome Measure	Objective	Indicator
Housing Rehabilitation Program	Availability/ Accessibility	Provide decent affordable housing	5 Housing units completed in PY 2011
Homeownership	Availability/ Accessibility	Provide decent affordable housing	No Households completed in PY 2011
Rental Housing development	Availability/ Accessibility	Provide decent affordable housing	No Households completed in PY 2011

Priority Housing Activities/Investment Plan Table
(Table 2A)

Priority Need	5-Yr. Goal Plan/Act	2008 Actual	2009 Actual	2010 Actual	2011 Actual	Yr. 5 Actual
CDBG						
Renters	10	0	0			
0 - 30 of MFI						
31 - 50% of MFI						
51 - 80% of MFI						
Owners	35	0	5	15	0	
0 - 30 of MFI						
31 - 50 of MFI						
51 - 80% of MFI						
Homeless*	Number not specified		0			
Individuals				15	15	
Families						
Non-Homeless /Special Needs	0	0	0			
Elderly						
Frail Elderly						
Severe Mental Illness						
Physical Disability						
Developmental Disability						
Alcohol or Drug Abuse						
HIV/AIDS						
Victims of Domestic Violence						
C. Total (Sec. 215 and other)	45	0	5	30	15	
D. Total Sec. 215	45	0	5	30	15	
E. 215 Renter	10	0	0	15	15	
F. 215 Owner	35	0	5	15	0	

**Annual Housing Completion Goals
(Table 3B)**

Grantee Name: Passaic County Program Year:	Expected Annual Number of Units To Be Completed	Actual Annual Number of Units Completed	Resources used during the period			
			CDBG	HOME	ESG	HOPWA
BENEFICIARY GOALS (Sec. 215 Only)						
Homeless households	15	15 (COC)	<input type="checkbox"/>	<input type="checkbox"/>	<input type="checkbox"/>	<input type="checkbox"/>
Non-homeless households	0		<input type="checkbox"/>	<input type="checkbox"/>	<input type="checkbox"/>	<input type="checkbox"/>
Special needs households	0		<input type="checkbox"/>	<input type="checkbox"/>	<input type="checkbox"/>	<input type="checkbox"/>
Total Sec. 215 Beneficiaries*	0		<input type="checkbox"/>	<input type="checkbox"/>	<input type="checkbox"/>	<input type="checkbox"/>
RENTAL GOALS (Sec. 215 Only)						
Acquisition of existing units	0		<input type="checkbox"/>	<input type="checkbox"/>		<input type="checkbox"/>
Production of new units	0		<input type="checkbox"/>	<input type="checkbox"/>		<input type="checkbox"/>
Rehabilitation of existing units	0		<input type="checkbox"/>	<input type="checkbox"/>	<input type="checkbox"/>	<input type="checkbox"/>
Rental Assistance	0		<input type="checkbox"/>	<input type="checkbox"/>		<input type="checkbox"/>
Total Sec. 215 Affordable Rental	0		<input type="checkbox"/>	<input type="checkbox"/>	<input type="checkbox"/>	<input type="checkbox"/>
HOME OWNER GOALS (Sec. 215 Only)						
Acquisition of existing units	0		<input type="checkbox"/>	<input type="checkbox"/>		
Production of new units	0		<input type="checkbox"/>	<input type="checkbox"/>		
Rehabilitation of existing units	0	0	<input checked="" type="checkbox"/>	<input type="checkbox"/>		
Homebuyer Assistance	0		<input type="checkbox"/>	<input type="checkbox"/>		<input type="checkbox"/>
Total Sec. 215 Affordable Owner	0	0	<input type="checkbox"/>	<input type="checkbox"/>	<input type="checkbox"/>	<input type="checkbox"/>
COMBINED RENTAL AND OWNER GOALS (Sec. 215 Only)	0	0				
Acquisition of existing units	0	0	<input type="checkbox"/>	<input type="checkbox"/>		<input type="checkbox"/>
Production of new units	0	0	<input type="checkbox"/>	<input type="checkbox"/>		<input type="checkbox"/>
Rehabilitation of existing units	0	0	<input type="checkbox"/>	<input type="checkbox"/>	<input type="checkbox"/>	<input type="checkbox"/>
Rental Assistance	0	0	<input type="checkbox"/>	<input type="checkbox"/>		<input type="checkbox"/>
Homebuyer Assistance	0	0	<input type="checkbox"/>	<input type="checkbox"/>		<input type="checkbox"/>
Combined Total Sec. 215 Goals*	0	0	<input type="checkbox"/>	<input type="checkbox"/>	<input type="checkbox"/>	<input type="checkbox"/>
OVERALL HOUSING GOALS (Sec. 215 + Other Affordable Housing)						
Annual Rental Housing Goal	0	15	<input type="checkbox"/>	<input type="checkbox"/>	<input type="checkbox"/>	<input type="checkbox"/>
Annual Owner Housing Goal	15	0	<input checked="" type="checkbox"/>	<input type="checkbox"/>	<input type="checkbox"/>	<input type="checkbox"/>
Total Overall Housing Goal	15	15	<input checked="" type="checkbox"/>	<input type="checkbox"/>	<input type="checkbox"/>	<input type="checkbox"/>

Homelessness

Objective: Provide shelter, supportive services, and housing assistance to the homeless or those threatened with homelessness through a comprehensive continuum of care that fosters self-sufficiency.

Goal: Homeless Prevention

2011 Actions

Passaic County participates in the Continuum of Care and has a 10-Year Plan to End Homelessness. The lead entity for the CoC application is the Passaic County Human Services Department. The County administers an array of human services to prevent homelessness. Realizing that it is sometimes not enough to react to imminent homelessness, the County has recognized the need for proactive interventions to prevent homelessness. The following information was presented in the CoC's 2011 McKinney application.

Actions to prevent family homelessness include:

- Continue to implement the Rapid Re-housing demonstration project which assisted over 200 families during the 3 year grant period.
- Continue to implement the housing barriers assessment tool to determine the needs of homeless households.
- Strengthen partnerships with school homeless liaisons through coordinated training sessions with providers.

Long term actions include:

1. Create a single point of entry with the housing barriers assessment tool
2. Coordinate and streamline outreach activities through trainings geared toward services providers, board of social services staff, school liaisons and local community action program agencies.
3. Expand and improve homeless prevention and rapid re-housing programs
4. Coordinate all prevention funding to ensure it is spent on the most at-risk families to ensure they do not become homeless
5. Develop housing resource centers to assist households in identifying appropriate housing and provide assistance in successfully securing housing units.

The 10 Year Plan for Passaic County cites discharge planning and access to a safety net of services as a means of prevention:

- Work with the State of New Jersey and local public and private entities to establish an effective homelessness prevention program in Passaic County.
- Create 'minimum standard' discharge policy to be adopted county-wide.
- Create affiliation agreements between various discharging agencies and shelters.
- Improve discharge planning policy for prisons and jails.
- Improve discharge planning for youth aging out of the DYFS system.

The County received funding from NJ Department of Community Affairs (DCA) for the Homeless Prevention and Rapid Re-housing program (HPRP) for the Urban County entitlement areas and provides administration of the HPRP grants to the City of Paterson and the City of Passaic. Under the DCA program, the county received \$1,252,000 for homeless prevention and rapid re-housing activities. The programs were completed as of September 30, 2012.

Goal: Permanent Housing

H.O.P.E. in Passaic County, the Plan to End Homelessness, identifies the following strategies for chronic homelessness: First some system and policy changes need to be addressed to affect the larger landscape of the County. It was also decided that 600 units of permanent, affordable and supportive housing need to be created in order to end chronic homelessness and that steps would need to be taken to address the safety net that is in place in order to prevent homelessness and shorten the length of time that individuals spend homeless. Finally, steps will be taken in order to implement the plan and insure its relevance.

The specific goals that the Ten Year Plan specifies include:

- To promote permanent, affordable and supportive housing as the preferred option for all persons who are homeless.
- To advocate for a comprehensive approach to utilizing all public and private resources to end homelessness.
- To establish a recurring revenue source for housing development, rental assistance and supportive services in Passaic County.
- To raise awareness of homelessness in Passaic County.
- To advocate with all Passaic County municipalities to insure that they develop their fair share of permanent, affordable and supportive housing for the formerly homeless.

During 2012, the Passaic County Continuum of Care was awarded funding from HUD in the amount of \$1,999,058 for renewal of 10 housing programs and HMIS. In addition, the County received two new projects for an additional \$1,413,921.

COC Awards FY 2011

Applicant Name	Project Name	Component	Award Amount
RENEWALS			
Creech	Creech Permanent Housing 1	S+C	\$132,504
St. Paul's CDC	St. Paul's	S+C	\$47,736
St. Joseph's	St. Joseph's Scattered sites	S+C	\$47,736
New Jersey Community Development Corporation	Independence House	S+C	\$129,096
Place of Promise	Place of Promise	SHP	\$63,461
New Jersey Housing and Mortgage Finance Agency	Passaic County HMIS	HMIS	\$22,667
New Jersey Housing and Mortgage Finance Agency	Passaic County HMIS EXP	HMIS	\$25,000
NJ Department Of Community Affairs	Paterson - YMCA	S+C SRO	\$1,036,260
Hispanic Multi Purpose Service Center	SWITCH Program	PH	\$41,902
Strengthen Our Sisters	Passaic County Permanent Housing Project	PH	\$130,652
St. Joseph's	St. Joseph's Path	S+C	\$200,220
Eva's Village	Eva's Village Apartments	S+C	\$121,824
Total Renewals			\$1,836,400
NEW PROJECTS			
Passaic County	Passaic County Housing First	SHP	\$1,192,497
Passaic County	Passaic County Housing First Bonus	SHP	\$221,424
Total New Projects			\$ 1,431,921
TOTAL COC FUNDING			\$3,268,321

<i>Goal Housing Needs – Homeless Services and Supportive housing</i>			
Project	Outcome Measure	Objective	Indicator
Homeless Services: There were no activities funded with CDBG funds in 2011	Availability/Accessibility	Sustainability	No additional Persons assisted in PY 2011
Housing: COC funding used to create new housing opportunities.	Availability/Accessibility	Provide decent affordable housing	15 chronic homeless beds added in FY 2011

Non-housing community development

Objective 6: Support improvements to, or construction of public facilities.

1. Senior centers
2. Park and recreational facilities
3. Neighborhood Facilities
4. Non-residential historic preservation
5. Other – demolition/removal of blight

Objective 7: Improve, maintain, and expand infrastructure.

1. Water and sewer improvements
2. Street and sidewalk improvements
3. Install curb ramps/cuts

Objective 8: Support vital public services.

1. Senior Services

Objective 9: Support for economic development and creation of decent jobs.

Economic development will continue to be important to the overall development of a diverse and sustainable community. However, no activities have been given high or medium priorities reflecting the availability of alternative funding resources other than CDBG for those needs.

Objective 10: Support planning and administration of community and housing development activities.

Day-to-day administration ensuring timeliness, compliance with regulations, technical assistance to sub-recipients, leveraging resources, conducting outreach and education, and monitoring have been implemented.

2011 Actions

During 2011, funds were budgeted for a variety of public facility and public services activities.

Project	Priority Need Level	CDBG \$
Borough of Hawthorne – Street Improvements Dixie Ave	H	\$110,000
Borough of West Milford - Street improvements*	H	100,000
Borough of Wanaque – Storm and Sanitary Sewer Improvements	H	117,395
Borough of Prospect Park – Park improvements	H	95,000
Borough of Totowa – Sanitary Sewer Improvements**	H	208,250
TOTAL INFRASTRUCTURE		630,645

Borough of North Haledon – Community Center	H	80,000
TOTAL PUBLIC FACILITIES		\$80,000
Catholic Family and Community Services – LINC Program	H	37,000
New Bridge Services	H	12,555
TOTAL PUBLIC SERVICES		49,555
Administration		190,046
TOTAL PLANNING AND ADMINISTRATION		190,046
PROGRAM TOTAL		\$950,250

During the year the County had 16 projects completed for a total of \$1,532,290.47. Three projects are expected to be completed in calendar year 2012 and two more are out to bid.

FY 2008

Wanaque Façade Improvement Program	\$127,000	Underway
Haledon -Roe St. Community Center	\$60,000	Completed

FY 2009

Hawthorne -Curb Ramps	\$15,000	Completed
Woodland Park – McKeon and Randazzo. Street improvements	\$100,000	Completed
Bloomingtondale – storm sewer	\$45,145	Completed (final invoice pending)
Wanaque - Storm Drainage	\$61,902	Completed
Haledon – Roe St. Community Center	\$100,000	Completed
Pompton Lakes – Library ADA	\$103,149.25	Completed
Little Falls – Curb Ramps	\$26,223.82	Completed
Prospect Park – Hofstra Park	\$48,406	Completed phase I
SOS - Septic System	\$34,500	Completed

FY 2010

West Milford – Upper Greenwood Lake Streets (added by modification)	\$100,000	Completed
Hawthorne - Library Roof	\$40,000	Completed
Little Falls- Library Roof	\$75,000	Completed
Woodland Park - Rockland Ave. Street Improvements	\$220,000	Completed (final invoice pending)

Prospect Park – Hofstra Park Sewer line	\$99,621	Completed Phase II
Strengthen Our Sisters – Flood control- Driveway reconstruction	\$18,788.40	Completed
New Bridge Services – Elderly services	\$12,555	Continued in next fiscal year
Catholic Family Social Services – Elderly Services	\$40,000	
FY 2011		
Hawthorne – Dixie Ave. Street Improvements	\$110,000	Underway
Prospect Park – Spray Park (added by modification)	\$95,000	Underway
Total:	\$ 1,532,290.47	

**Priority Community Development Activities
(Table 2B)**

Priority Need	5-Yr. Goal Plan/Act	2008 Goal Plan/Act	2009 Goal Plan/Act	2010 Goal Plan/Act	2011 Goal Plan/Act	Yr. 5 Goal Plan/Act
Acquisition of Real Property	2					
Disposition						
Clearance and Demolition						
Clearance of Contaminated Sites						
Code Enforcement						
Public Facility (General)	10/1		1/1			
Senior Centers	1					
Handicapped Centers						
Homeless Facilities			1/0	1/0		
Youth Centers						
Neighborhood Facilities	2/0			3/0	1/6	
Child Care Centers						
Health Facilities						
Mental Health Facilities						
Parks and/or Recreation Facilities	6	1/0	2/0	2/0	1/2	
Parking Facilities	1					
Tree Planting						
Fire Stations/Equipment						
Abused/Neglected Children Facilities						
Asbestos Removal						
Non-Residential Historic Preservation (façade)	2/1	1/1		1/0		
Other Public Facility Needs						
Infrastructure (General)						
Water/Sewer Improvements	7				2/2	
Street Improvements	12		1/0	1/0	2/3	
Sidewalks (incl. curb cuts)	10/3	3/0	4/1	0/2	0/2	
Solid Waste Disposal Improvements						
Flood Drainage Improvements	2/1		1/0	0/1		
Other Infrastructure						
Public Services (General)						
Senior Services	1		1/1	2/1	2/2	
Handicapped Services						
Legal Services						
Youth Services						
Child Care Services						
Transportation Services						
Substance Abuse Services						
Employment/Training Services						
Health Services						
Lead Hazard Screening						
Crime Awareness						
Fair Housing Activities						
Tenant Landlord Counseling						
Other Services (homeless)	4	1/0	1/0			
Economic Development (General)						
C/I Land Acquisition/Disposition						
C/I Infrastructure Development						
C/I Building Acq/Const/Rehab		1/0				
Other C/I						
ED Assistance to For-Profit						
ED Technical Assistance	3					
Micro-enterprise Assistance		1/0				

Other						
-------	--	--	--	--	--	--

II.A.b. Breakdown of CPD formula grant funds spent in attainment of goals and objectives.

• Economic Development (Wanaque Façade)	\$ 65,601.00
• Public Services- Senior Services:	\$ 33,379.88
• Infrastructure – Parks	\$ 333,027.00
• Infrastructure – Public facilities	\$ 278,149.25
• Infrastructure - Curb Cuts:	\$ 41,336.58
• Infrastructure – Street Improvements	\$ 419,720.94
• Infrastructure – Storm drainage	\$ 59,418.90
• Infrastructure – Water/Sewer Improvements	\$ 34,500.00
• Administration:	\$ 203,593.19
Total	\$ 1,468,726.73

II. A.c. Explanation why progress was not made toward meeting goals.

Tremendous progress was made toward meeting goals this year. There were 16 completed projects from prior years. Three new projects were created from reprogramming older funds from projects that were either completed or found to be infeasible. These included: West Milford Marshall Hill Sidewalk (infeasible), West Milford Upper Greenwood Street improvements, Prospect Park Spray Park and West Milford Street improvements, 1st, 2nd, and 3rd Avenues.

Several FY 2011 projects were bid late in FY 2011 (August 2012) which may be completed this fall, weather permitting, or in the Spring, 2013. FY 2012 projects were selected with attention to the readiness of the projects to proceed in a timely manner.

B. Affirmatively Furthering Fair Housing

a. Actions taken to affirmatively further fair housing.

During FY 2008, the County initiated the preparation of the Fair Housing Plan and Analysis of Impediments. The plan was completed in late calendar year 2009. The plan cited several actions that the County would undertake over the following five year period to reduce barriers to housing opportunity.

In FY 2009 and 2010, the County expending remaining funds from program income generated by a DCA CDBG housing rehabilitation program. The program started in the summer 2010 (FY 2009) and 20 units were completed. The County also received weatherization funds and stimulus funds to improve the energy

efficiency of housing for low income households. The Weatherization program has improved hundreds of housing units throughout Passaic County.

The public service provided by LINC, which was funded in FY 2009, 2010 and 2011, allows elderly persons to remain in their homes. LINC provides transportation to the senior center meal sites, medical appointments and other critical trips that seniors can no longer make by themselves.

New Bridge Services provides services to shut-in elderly and was funded for the first time in FY 2010 and FY 2011. This organization also assists shut-ins with activities of daily living.

The table below shows the beneficiaries of the various completed activities in FY 2011.

CDBG Program beneficiaries by race is reported in PR 23 – Summary of Accomplishments report.

Racial and Ethnic Status (updated Stats – still need Cath Char)

	Non-housing
White	8,073
Black	85
Asian/Pacific Is.	429
Am Ind/Alaskan	18
Am Indian/Black	0
Am Indian/White	2
Asian/White	0
Other	259
TOTAL	8,866
Hispanic of any race	688

The County has advertised for a consultant to update the Fair Housing Plan and Analysis to Impediments which is expected to start in November, 2012.

b. Summary of impediments to fair housing choice.

A. Historical patterns of racial segregation persist in the Urban County.

- *The Urban County of Passaic County is highly segregated with Black residents and Hispanic residents living primarily in three boroughs.*
- *Three municipalities were identified as areas of racial/ethnic concentration.*

These areas, where the percentages of Blacks and/or Hispanics were 10 percentage points or higher than the Urban County overall, include Haledon Borough, Prospect Park Borough, and Woodland Park Borough.

B. Black households earn significantly less than other minority households, thus severely limiting housing choice, including location.

- *The difference in income across racial and ethnic groups could be part of the explanation for the segregation patterns noted in the Urban County.*

Since such a significant segment of Black households have lower income levels, they may not be able to afford to live in many areas of the Urban County.

- *Black households own their homes at a much lower rate than White and Asian/Pacific Islander and Hispanic households.*

However, Black households living in the Urban County excluding the cities of Clifton, Passaic, and Paterson, and Wayne Township were more likely to be homeowners than Black households residing within the four municipalities.

- *The areas of racial and ethnic concentration are also areas with higher percentages of low and moderate income persons.*

C. The existing stock of affordable housing for low and moderate income households has decreased substantially.

- *The Urban County lost 61% of its affordable rental housing units.* Lower income households have a substantially smaller share of the housing market that is affordable to them.
- *Affordable for-sale housing opportunities have declined dramatically.*
- *Real income lagged far behind rising housing costs.* Between 1990 and 2006, real household income decreased 8% while median housing value rose 37% and gross rent increased 13%. As a result, households had less disposable income for increasing housing costs.
- *The demand for affordable housing remains high, particularly among extremely low income households.*

D. Outdated municipal zoning ordinances contain violations of federal and State fair housing laws.

- *The five municipal zoning ordinances reviewed were found to be in violation of federal fair housing law and the New Jersey Municipal Land Use Law.* Specifically, the ordinances placed additional burdensome application requirements on community residences in direct violation of the NJMLUL.
- *Many landlords prohibit all pets.* Persons with service animals may be discouraged from applying for units.

c. Identify actions taken to overcome effects of impediments.

The Analysis of Impediments to Fair Housing (AI) contains a list of strategies that the County might employ to overcome the impediments identified. Actions taken to implement the AI to date have been identified.

Fair Housing Strategy #1: Increase and Enhance Fair Housing Education and Outreach

Strategies	Time Frame	Responsible Entity	Partners	Status
(a) Facilitate fair housing training for real estate sales persons, municipal officials and planners, landlords, low-income housing developers, housing authority staff, and local mortgage lenders.	2011 and on-going, as requested	North East New Jersey Legal Services	Planning Department Division of Disability Services Continuum of Care Passaic County Housing Authority	The County held a fair housing workshop in 2011 featuring the NY FHEO staff.
(b) Make presentations annually to local churches, soup kitchens, high school seniors, housing authority residents and/or nonprofit organizations on fair housing issues.	2009 and then annually	North East New Jersey Legal Services	Division of Disability Services Continuum of Care Passaic County Housing Authority	Not undertaken
(c) Develop a webpage on the County website dedicated exclusively to fair housing issues. Add the fair housing logo to all federal program materials.	2009 and on-going	Passaic County Planning and Economic Development Department	Passaic County Housing Authority	Development is underway.
(d) Development of an up-to-date, centralized housing database for Passaic County as part of the Housing First initiative.	2009 and on-going	Passaic County Department of Human Services	North East New Jersey Legal Services Catholic Charities	The County Department of Services has started this process using HPRP funding.
(e) Continue to make referrals to the New Jersey Division on Civil Rights and U.S. Dept of HUD in instances of discrimination.	2009 and on-going	North East New Jersey Legal Services	New Jersey Division on Civil Rights U.S. Dept of HUD	When notified of a complaint, referral is made.
(f) Disseminate current information on Fair Housing rights in the form of posters and pamphlets throughout the County. In addition, utilize public service announcements on cable television. Notify local municipalities of Zoning issues that may impact housing choice. Post HUD's Spanish-language fair housing video on the county's website.	2011 and on-going	Planning and Economic Development Department	Local Municipalities	Municipalities were informed of the findings of the AI and issues with their zoning ordinance. Further work is needed to address these deficiencies by the municipalities.
(g) Appoint a Fair Housing Officer for Passaic County.	2009 and on-going	Planning and Economic Development Department		Not yet undertaken

Fair Housing Strategy #2: Continue Support of Affordable Housing Programs

Strategies	Time Frame	Responsible Entity	Partners	Status
(a) Make a financial commitment to affordable housing activities (rehabilitation, land banking). These activities provide a valuable opportunity to improve housing choice for members of the protected classes who are most often low-moderate income households.	2011 and on-going, as requested	Planning and Economic Development Department	Continuum of Care Local Lending institutions	The County initiated a small housing rehabilitation program and works with the CoC to expand housing choice.
(b) Ensure that housing units rehabilitated or constructed with federal funds comply with ADA requirements and encourage visitable units beyond the minimum requirements.	2009 and on-going, as requested	Planning and Economic Development Department	Habitat for Humanity Continuum of Care Local Lending institutions	The Planning Board reviews development plans and is engaged in the process of expanding housing choice.
(c) Expand accessibility requirements to universal design for all housing projects financed with federal funds.	2009 and on-going, as requested	Planning and Economic Development Department	Habitat for Humanity Continuum of Care Local Lending institutions	The Planning Board reviews such plans and is engaged in the process of expanding housing choice.
(d) Support the initiatives of housing providers who work to provide affordable housing for low income and disabled households.	2009 and on-going, as requested	Planning and Economic Development Department	Habitat for Humanity Continuum of Care Local Lending institutions	The County has not received requests for housing assistance or support for development.
(e) Encourage development of affordable rental housing realizing that not all households should be owners and that decent rental housing stabilizes neighborhoods and creates new homeownership opportunities by moving renters away from single-family homes.	2009 and on-going, as requested	Planning and Economic Development Department	Passaic County Housing Authority Continuum of Care Local Lending institutions	The County will support efforts by local municipalities that address their Fair Share housing strategies.
(f) Adopt a fair housing resolution to publicly advocate for fair housing choice.	Annually in April (Fair Housing Month)			Not yet done.

C. Affordable Housing

a. Comparison of numeric goals to actual number of persons served.

There were no activities planned in FY 2011 to provide housing assistance.

b. Number of households meeting Section 215 goals.

Housing that is for rental shall qualify as affordable housing under this subchapter only if the housing—

Rents not greater than the lesser of:

1. the existing fair market rent for comparable units in the area as established by the Secretary under section 1437f of this title, or
2. a rent that does not exceed 30 percent of the adjusted income of a family whose income equals 65 percent of the median income for the area, as determined by the Secretary, with adjustment for number of bedrooms in the unit, except that the Secretary may establish income ceilings higher or lower than 65 percent of the median for the area on the basis of the Secretary's findings that such variations are necessary because of prevailing levels of construction costs or fair market rents, or unusually high or low family incomes;

Housing that is for homeownership qualifies as affordable housing that meets the definition of 215 if the housing:

1. has an initial purchase price that does not exceed 95 percent of the median purchase price for the area, as determined by the Secretary with such adjustments for differences in structure, including whether the housing is single-family or multifamily, and for new and old housing as the Secretary determines to be appropriate;
2. is the principal residence of an owner whose family qualifies as a low-income family—
 - A. in the case of a contract to purchase existing housing, at the time of purchase;
 - B. in the case of a lease-purchase agreement for existing housing or for housing to be constructed, at the time the agreement is signed; or in the case of a contract to purchase housing to be constructed, at the time the contract is signed for sale or lease, is subject to resale restrictions that are established to recapture the investment of the federal funds in order to assist other persons except where there are no net proceeds or where the net proceeds are insufficient to repay the full amount of the assistance; and if newly constructed, meets the energy efficiency standards promulgated by the Secretary in accordance with section 12709 of this title.

The County assisted 15 housing using in Program Year 2010 with program income from small cities funds from the NJ DCA CDBG program.

- c. *Efforts to address worse case needs – defined as low-income renters with severe cost burden, in substandard housing or involuntarily displaced.*

The county did not use CDBG funds for housing activities. The Passaic County Housing Authority provides rental vouchers to the extent it is able to help families with severe cost burden, displaced or in substandard housing.

- d. *Efforts to address the accessibility needs of persons with disabilities.*

The County provided housing to non-homeless persons with special needs through non-federal resources. The human services programs were detailed in the Five Year Plan and housing is provided for persons with developmental disabilities and severe mental illness. Elderly housing is provided by private and semi-public non-profit housing developers.

D. Continuum of Care Narrative

- a. *Identify actions taken to address the needs of homeless persons and **persons with special needs that are not homeless** but require supportive housing (including persons with HIV/AIDS). This description must include actions taken to implement the continuum of care strategy for homeless and new Federal resources obtained during the year.*

The County has a variety of human services programs that do not use HUD funding to provide housing and services to non-homeless persons with special needs. No CDBG funds were used to address this goal.

- b. *Identify actions taken to prevent homelessness and to help persons make the transition to permanent housing and independent living.*

The County was not an entitlement for Homeless Prevention and Rapid Re-housing (HPRP) funds through HUD. However, the County administered the HPRP for the Cities of Paterson and Clifton and received state for funding to prevent homelessness and for rapid re-housing in other areas of Passaic County.

In the 2011 CoC application, the CoC reported on actions taken to prevent homelessness and help homeless persons transition to permanent housing. Actions intended to prevent family homelessness and discharge planning protocols designed to prevent homelessness are described in the homeless goals section.

- c. *Identify new Federal resources obtained from the Homeless SuperNOFA.*

The County administers the McKinney grants program through the Continuum of Care. As noted in the homeless section, the Continuum of Care is an on-going process to address the needs of homeless persons as well as the prevention of

homelessness. The CoC was successful in obtaining **\$3,268,321** in McKinney funds as detailed in the homeless section.

E. Other Actions

a. Obstacles to meeting underserved needs

In the action plan, Passaic County indicated it will use its entitlement funds to provide assistance with activities that meet the underserved needs of the community. The County is apprised of the needs of the underserved and the changes in the needs over time. This facilitates use of scarce funds in an efficient way.

Obstacles to meeting such needs are the high costs of land and buildings in Passaic County, environmental factors that limit development in the Highlands and on brownfield sites and lack of available funds to undertake a broader scope of activities.

b. Foster and Maintain Affordable Housing

The County administers the Department of Energy Weatherization Program. This program provides owners and renters with improvements to affordable housing. CDBG funds were not used for affordable housing in FY 2011.

c. Eliminate barriers to affordable housing

Barriers identified in the plan included the land costs associated with development of new housing in Passaic County which are significantly higher than in nearby counties. Land costs may be attributable to: (1) the limited amount of vacant, developable, residentially zoned land; (2) the proximity to the City of New York; and (3) the added costs associated with the acquisition and demolition of existing structures in developed areas of the County.

Construction costs in Passaic County are higher than in other locations for several reasons, most notably: (1) regulatory jurisdictional overlaps; (2) labor costs; and (3) environmental conditions.

Steps are being taken by various governmental agencies including the Passaic County Planning and Economic Development Department and supporting staff, the New Jersey Department of Environmental Protection & Energy, the Land Use Regulatory Element (LURE) et al, to minimize, if not eliminate the problems caused by jurisdictional overlaps of various governmental agencies.

Labor costs must be resolved with local unions; the issues include work rule and the use of non-union labor, etc.

Environmental issues focus on construction techniques used to develop in the

highlands area and on the redevelopment of over 800 brownfield sites.

d. Institutional Structure

The County Planning and Economic Development Department is responsible for the administration of the CDBG program. All sub-recipient agreements are monitored on an ongoing basis. The County participates with other groups where appropriate, such as it does in planning for the homeless, to facilitate cooperative problem solving in Passaic County.

e. Improve Public Housing Management and Resident Initiatives

Passaic County has a Public Housing Authority that administers a Section 8 program only. There are no resident initiatives to consider.

f. Lead-Based Paint Hazard Reduction

Lead based paint hazard reduction will be integrated into the County's housing policies and programs as follows.

- The guidelines for the Housing Rehabilitation Program will comply with the lead based paint hazards at 24 CFR Part 35.
- When paint is disturbed in the course of non-emergency rehabilitation work in properties constructed prior to January 1, 1978, only a qualified contractor performs lead hazard reduction activities. The contractor must employ a certified lead-based paint abatement supervisor, or have employees certified in lead-based paint abatement. Certified testing companies perform a pre-rehabilitation risk assessment for lead-based paint hazards and a post-rehabilitation clearance test for lead dust hazards where the non-emergency work disturbs a painted surface.
- Where emergency work is completed, to the maximum extent practicable, occupants must be protected from exposure to lead in dust and debris generated.
- Lead paint hazard reduction is an eligible rehabilitation activity under the housing rehabilitation programs.

The County is a participant in the New Jersey Health Department's Lead Abatement initiative. When children are identified with an elevated blood lead level, the state makes funds available to the property owner to remediate the problem.

Once the rehabilitation program is in effect, the health departments of each participating municipality may refer households with children with elevated blood lead levels to the Planning and Economic Development Department to determine if the household is eligible to receive assistance through the housing rehabilitation program.

g. Ensure compliance with program and comprehensive planning requirements

The Department of Planning and Economic Development is the lead agency for the Strategic Plan and annual planning activities. Cooperation and support from local municipal governments, and private, non-profit, and for-profit organizations is sought through the year and during preparation of the Annual Plans.

The local municipalities and various County departments are consulted for input on community development needs. Applications were distributed to all municipalities and non-profits for submission of projects seeking CDBG funding. This process of working with the other county departments and local municipalities will ensure that the program remains very open and participatory.

h. Reduce the number of households with income below the poverty level.

Through implementation of many programs outside of the CDBG program, Passaic County works with families to reduce the number with incomes below the poverty level. Additionally, the County, in conjunction with the public and private agencies and institutions, provides low income households with the opportunity to gain the knowledge and skill as well as the motivation to become fully self-sufficient.

F. Leveraging Resources

- a. Identify progress in obtaining other public and private resources that address needs identified in the plan:
- b. How federal resources from HUD leveraged other public and private resources
- c. How matching requirements were satisfied (not applicable).

In addition to CDBG funds, Passaic County and the participating jurisdictions in the CDBG Program have been successful in identifying funding to leverage resources to carry out various projects in FY 2011. These resources include use of municipal funds to leverage CDBG funds and pay for architectural and engineering costs as well as costs above the sum allocated for project completion.

G. Citizen Comments

A letter was received from a resident of West Milford who objected to the cancelation of the Marshall Hill sidewalk project. Unfortunately this project was deemed infeasible by

the County engineer and the Township. The project would require a major reconstruction and widening of the road way involving land acquisition which far exceeded resources available for the project.

H. Self-Evaluation

FY 2011 was the fourth year of entitlement program administration and it was most successful in terms of project implementation. Systems and procedures that were put in place in the prior years' proved to be effective in project management and oversight. Local communities contracted with their individual engineers whose plans and specifications were reviewed for consistency with federal requirements. The bids received were then reviewed and low bidders vetted for de-barrment. The County representative attended every pre-construction conference and did on-site monitoring of every project. The consultant checked the weekly payroll reports and confirmed that the reports were consistent with on-site monitoring information.

The county paid invoices internally and then was reimbursed by drawing funds from IDIS after such expenses were reported in the Edmonds financial system.

I. Monitoring

a. Describe the frequency with which you monitored your activities.

Passaic County has adopted a subrecipient monitoring plan. This plan outlines the process for reviewing subrecipient activities throughout the year and for conducting on-site monitoring.

Subrecipient activities were monitored with each request for disbursement. Each request had to provide documentation of every expense and report on the number of beneficiaries served. On-site monitoring was conducted for the two non-profit public services recipients.

Additionally, the public improvements and infrastructure activities were monitored throughout the project. A checklist was used to ensure that each compliance requirement was met and that the project stayed on schedule.

b. What is the status of your grant program?

The activities selected in FY 2008, 2009 and 2010 are nearly all completed. The remaining projects are out on bid and are expected to be completed either in the fall, weather permitting, or the spring. Several FY 2011 projects are also under contract or out to bid.

III. CDBG Program Narrative Statements

- a. *Assessment of relationship of the use of CDBG funds to the priorities, needs, goals, and specific objectives identified in the Consolidated Plan.*

The attached IDIS reports provide an analysis of spending during the past year by type of activity as it relates to the goals of the program.

During the reporting period, the County implemented projects that addressed *high and medium priority needs* non-housing issues using its CDBG funding.

- b. *Describe the nature and reason for any changes in program objectives and indications as to how the jurisdiction would change its program as a result of its experiences.*

This is the fourth CAPER for the period 2008-2012. The program objectives outlined in the Consolidated Plan for this period are underway and are anticipated to be completed. Funding requests are deviating somewhat from the expected mix of projects.

- c. *Assess grantee efforts in carrying out the planned actions described in its action plan as part of the grantee's certifications that it is following a current HUD approved Consolidated Plan. This should include a narrative analysis to show that the grantee: (1) Pursued all resources that the grantee indicated that it would pursue; (2) support for applications that would promote housing opportunities; (3) did not hinder C.P. implementation by action or willful inaction.*

In FY 2011, Passaic County has been successful in carrying out planned actions that addressed various needs outlined in its HUD approved Five Year Consolidated Plan.

Passaic County:

- (1) Pursued all resources that the grantee indicated that it would pursue;
- (2) supported applications that would promote housing opportunities;
- (3) did not hinder Consolidated Plan implementation by action or willful inaction.

The County signed Certifications of Consistency for the Housing Authority's Annual Plan and Continuum of Care grants.

Certification of Consistency

The County approved the following requests:

- Passaic County Housing Authority Annual Plan
- Continuum of Care

d. *Examine overall benefit and National Objectives*

The County programmed all of its CDBG funds for activities that met one of the three national objectives under the CDBG regulations during the reporting period. During 2011, \$1,084,532.55 in CDBG funds was expended on activities that met the low-mod objective. Therefore, low-mod benefit is 85.72% for expenditures.

e. *For all activities that involve acquisition, rehabilitation, or demolition of occupied property, narrate steps taken to minimize displacement and carry out displacement actions.*

During the reporting period, Passaic County did not carry out any projects that required the displacement of households, businesses, farms or non-profit organizations. Therefore, this narrative is not applicable.

f. *Narrative describing program beneficiaries*

(1) *Economic Development Activities: If jobs were made available but not filled by persons of low- and moderate-income, describe jobs and steps taken to fill jobs.*

During the program year, the County did not undertake any new economic development projects with CDBG funds.

(2) *Limited Clientele: (a) If there were activities undertaken which serve a limited clientele not falling within one of the categories of presumed benefit, provide a narrative description as to how the nature, location or other information demonstrates that the activity benefit a limited clientele at least 51% of whom are low- and moderate-income.*

There were no limited clientele activities, other than presumed benefit, planned for 2011.

(b) *If activities undertaken during the program year generated program income or income from the sale of real property; or other loan repayments; adjustments to prior periods; or other financial gain, narrate.*

During the reporting period, no funds were received in program income from CDBG funded activities.

- (c) *For each type of Rehabilitation program for which projects/units were reported as completed during the program year, provide a narrative description that identifies the type of program, and the number of projects/units completed for each, the total CDBG funds involved in the program and other public and private funds involved in the project.*

No housing rehabilitation activities were undertaken.

HOME, ESG and HOPWA Narrative Statements

In FY 2011, the Passaic County did not receive any HOME, ESG or HOPWA funds as a direct federal entitlement. Therefore, these narratives are Not Applicable.

IV. Public Participation

The CAPER document was placed on public display for a period of 15 days from November 7, 2012 to November 22, 2012.

Copies of the notice of the CAPER were distributed as follows:

- County website: www.passaiccountynj.org
- *Herald and News* and in *The Record* Newspapers
- Strengthen Our Sisters, PO Box 1089, Hewitt, NJ 07421
- Catholic Family and Community Services, 24 DeGrasse Street, Paterson, NJ 07505
- NewBridge Services, 105 Hamburg Turnpike, Pompton Lakes, NJ 07442

NOTICE OF AVAILABILITY

**COMPREHENSIVE ANNUAL PERFORMANCE AND EVALUATION REPORT (CAPER)
FOR PROGRAM YEAR 2011**

PASSAIC COUNTY, NEW JERSEY

In accordance with Title I of the National Affordable Housing Act of 1990, P.L. 101-625, and the regulations 24 CFR Part 91.250, Passaic County New Jersey has prepared its Program Year 2011 Comprehensive Annual Performance Report (CAPER) for its Community Development Block Grant Program. This report contains information including: 1) Summary of the resources and accomplishments, 2) Status of actions taken during the year to implement the goals outlined in the Consolidated Plan, and 3) evaluation of the progress made during the year in addressing identified priority needs and objectives.

Copies of the 2011 Comprehensive Annual Performance Report for Passaic County are available for inspection from November 7, 2012 through November 22, 2012 during regular business hours, 9:00 a.m. to 4:00 p.m. at:

**PASSAIC COUNTY PLANNING AND ECONOMIC DEVELOPMENT DEPARTMENT,
930 Riverview Drive, Totowa, NJ, 07512, Suite 250**

AND

**MUNICIPAL CLERK'S OFFICE OF THE FOLLOWING MUNICIPALITIES:
BLOOMINGDALE, HALEDON, HAWTHORNE, LITTLE FALLS, NORTH HALEDON,
POMPTON LAKES, PROSPECT PARK, RINGWOOD, TOTOWA, WANAQUE,
WEST MILFORD, WOODLAND PARK**

AND

<http://www.passaiccountynj.org>

Written comments on the Comprehensive Annual Performance Report will be considered until 4:00 p.m. November 23, 2012. Written comments should be addressed to Deborah Hoffman at the address shown above. Passaic County intends to submit the 2011 Comprehensive Annual Performance Report to the U.S. Department of Housing and Urban Development on or about November 28, 2012.

Persons requiring this information in an alternative format or other language should contact the Department. La información será proporcionada en español a petición.

Publication Date: November 7, 2012

V. IDIS REPORTS

*Financial Summary Report (C04PR26) provides the key CDBG program indicators. This report shows the obligations, expenditures that the grantee has made for a specified program year. The expenditures are summarized to determine the relevant indicators for low- and moderate-income, planning/administration, public service activities and economic development. (This report contains program year information on statutory requirements regarding overall percentage for low- and moderate-income benefit.)

*Summary of Activities (C04PR03) - lists each CDBG activity that was open during a program year. For each activity the report shows the status, accomplishments, program year narrative and program year expenditures. For each activity the report also shows the activity code, regulation cite and characteristics of the beneficiaries.

*Summary of Accomplishments Report (C04PR23) presents data on CDBG/HOME activity counts and disbursements by priority need categories. It also contains data on CDBG accomplishments by various units of measure and housing units by racial/ethnic categories and HOME housing units by various income groups.

*CDBG Performance Measures Report (C04PR83)

PR 26 – Financial summary



Office of Community Planning and Development
 U.S. Department of Housing and Urban Development
 Integrated Disbursement and Information System
 PR26 - CDBG Financial Summary Report
 Program Year 2011
 PASSAIC COUNTY , NJ

DATE: 10-30-12
 TIME: 14:09
 PAGE: 1

PART I: SUMMARY OF CDBG RESOURCES

01 UNEXPENDED CDBG FUNDS AT END OF PREVIOUS PROGRAM YEAR	1,089,599.09
02 ENTITLEMENT GRANT	950,250.00
03 SURPLUS URBAN RENEWAL	0.00
04 SECTION 108 GUARANTEED LOAN FUNDS	0.00
05 CURRENT YEAR PROGRAM INCOME	0.00
06 RETURNS	0.00
07 ADJUSTMENT TO COMPUTE TOTAL AVAILABLE	0.00
08 TOTAL AVAILABLE (SUM, LINES 01-07)	2,039,849.09

PART II: SUMMARY OF CDBG EXPENDITURES

09 DISBURSEMENTS OTHER THAN SECTION 108 REPAYMENTS AND PLANNING/ADMINISTRATION	1,265,133.55
10 ADJUSTMENT TO COMPUTE TOTAL AMOUNT SUBJECT TO LOW/MOD BENEFIT	0.00
11 AMOUNT SUBJECT TO LOW/MOD BENEFIT (LINE 09 + LINE 10)	1,265,133.55
12 DISBURSED IN IDIS FOR PLANNING/ADMINISTRATION	203,593.18
13 DISBURSED IN IDIS FOR SECTION 108 REPAYMENTS	0.00
14 ADJUSTMENT TO COMPUTE TOTAL EXPENDITURES	0.00
15 TOTAL EXPENDITURES (SUM, LINES 11-14)	1,468,726.73
16 UNEXPENDED BALANCE (LINE 08 - LINE 15)	571,122.36

PART III: LOWMOD BENEFIT THIS REPORTING PERIOD

17 EXPENDED FOR LOW/MOD HOUSING IN SPECIAL AREAS	0.00
18 EXPENDED FOR LOW/MOD MULTI-UNIT HOUSING	0.00
19 DISBURSED FOR OTHER LOW/MOD ACTIVITIES	1,084,532.55
20 ADJUSTMENT TO COMPUTE TOTAL LOW/MOD CREDIT	0.00
21 TOTAL LOW/MOD CREDIT (SUM, LINES 17-20)	1,084,532.55
22 PERCENT LOW/MOD CREDIT (LINE 21/LINE 11)	85.72%

LOW/MOD BENEFIT FOR MULTI-YEAR CERTIFICATIONS

23 PROGRAM YEARS(PY) COVERED IN CERTIFICATION	PY: PY: PY:
24 CUMULATIVE NET EXPENDITURES SUBJECT TO LOW/MOD BENEFIT CALCULATION	0.00
25 CUMULATIVE EXPENDITURES BENEFITING LOW/MOD PERSONS	0.00
26 PERCENT BENEFIT TO LOW/MOD PERSONS (LINE 25/LINE 24)	0.00%

PART IV: PUBLIC SERVICE (PS) CAP CALCULATIONS

27 DISBURSED IN IDIS FOR PUBLIC SERVICES	33,379.88
28 PS UNLIQUIDATED OBLIGATIONS AT END OF CURRENT PROGRAM YEAR	49,555.00
29 PS UNLIQUIDATED OBLIGATIONS AT END OF PREVIOUS PROGRAM YEAR	49,555.00
30 ADJUSTMENT TO COMPUTE TOTAL PS OBLIGATIONS	0.00
31 TOTAL PS OBLIGATIONS (LINE 27 + LINE 28 - LINE 29 + LINE 30)	33,379.88
32 ENTITLEMENT GRANT	950,250.00
33 PRIOR YEAR PROGRAM INCOME	0.00
34 ADJUSTMENT TO COMPUTE TOTAL SUBJECT TO PS CAP	0.00
35 TOTAL SUBJECT TO PS CAP (SUM, LINES 32-34)	950,250.00
36 PERCENT FUNDS OBLIGATED FOR PS ACTIVITIES (LINE 31/LINE 35)	3.51%

PART V: PLANNING AND ADMINISTRATION (PA) CAP

37 DISBURSED IN IDIS FOR PLANNING/ADMINISTRATION	203,593.18
38 PA UNLIQUIDATED OBLIGATIONS AT END OF CURRENT PROGRAM YEAR	11,985.79
39 PA UNLIQUIDATED OBLIGATIONS AT END OF PREVIOUS PROGRAM YEAR	36,930.00
40 ADJUSTMENT TO COMPUTE TOTAL PA OBLIGATIONS	0.00
41 TOTAL PA OBLIGATIONS (LINE 37 + LINE 38 - LINE 39 +LINE 40)	178,648.97
42 ENTITLEMENT GRANT	950,250.00
43 CURRENT YEAR PROGRAM INCOME	0.00
44 ADJUSTMENT TO COMPUTE TOTAL SUBJECT TO PA CAP	0.00
45 TOTAL SUBJECT TO PA CAP (SUM, LINES 42-44)	950,250.00
46 PERCENT FUNDS OBLIGATED FOR PA ACTIVITIES (LINE 41/LINE 45)	18.80%



Office of Community Planning and Development
 U.S. Department of Housing and Urban Development
 Integrated Disbursement and Information System
 PR26 - CDBG Financial Summary Report
 Program Year 2011
 PASSAIC COUNTY , NJ

DATE: 10-30-12
 TIME: 14:09
 PAGE: 2

LINE 17 DETAIL: ACTIVITIES TO CONSIDER IN DETERMINING THE AMOUNT TO ENTER ON LINE 17

Report returned no data.

LINE 18 DETAIL: ACTIVITIES TO CONSIDER IN DETERMINING THE AMOUNT TO ENTER ON LINE 18

Report returned no data.

LINE 19 DETAIL: ACTIVITIES INCLUDED IN THE COMPUTATION OF LINE 19

Plan Year	IDIS Project	IDIS Activity	Voucher Number	Activity Name	Matrix Code	National Objective	Drawn Amount
2008	4	9	5397010	HALDEON RECREATION CENTER	03E	LMA	\$60,000.00
2009	2	16	5415251	Hawthorne Curb Ramps	03L	LMC	\$14,000.00
2009	2	16	5430218	Hawthorne Curb Ramps	03L	LMC	\$1,112.76
2009	2	19	5364406	Little Falls	03L	LMC	\$26,223.82
2009	3	17	5336069	Borough of WP - street improvements	03K	LMA	\$100,000.00
2009	4	18	5444886	Bloomingtondale - sidewalk construction	03I	LMA	\$15,786.00
2009	4	18	5454182	Bloomingtondale - sidewalk construction	03I	LMA	\$23,233.50
2009	4	18	5476719	Bloomingtondale - sidewalk construction	03I	LMA	\$1,611.00
2009	5	20	5387161	Prospect Park	03F	LMA	\$48,406.00
2009	7	22	5336053	Strengthen Our Sisters - septic system	03J	LMC	\$34,500.00
2009	8	23	5397010	Haledon Recreation Center	03F	LMA	\$100,000.00
2009	9	24	5387161	Pompton Lakes Library	03E	LMC	\$103,149.25
2010	3	28	5404366	Woodland Park - Rockland Ave. Street impr.	03K	LMA	\$57,464.48
2010	3	28	5437704	Woodland Park - Rockland Ave. Street impr.	03K	LMA	\$72,113.01
2010	3	28	5444872	Woodland Park - Rockland Ave. Street impr.	03K	LMA	\$43,176.89
2010	3	38	5415251	West Milford Street improvements	03K	LMA	\$100,000.00
2010	5	30	5387161	Prospect Park - Hofstra Park	03F	LMA	\$71,324.59
2010	5	30	5397010	Prospect Park - Hofstra Park	03F	LMA	\$28,296.41
2010	5	50	5444886	Prospect Park Spray Park	03F	LMA	\$35,667.10
2010	5	50	5476719	Prospect Park Spray Park	03F	LMA	\$49,332.80
2010	5	50	5483251	Prospect Park Spray Park	03F	LMA	\$0.10
2010	6	31	5387161	New Bridge Services Operation SAIL	05A	LMC	\$550.27
2010	6	31	5397010	New Bridge Services Operation SAIL	05A	LMC	\$1,322.85
2010	6	31	5437704	New Bridge Services Operation SAIL	05A	LMC	\$1,173.58
2010	6	31	5444886	New Bridge Services Operation SAIL	05A	LMC	\$899.91
2010	6	31	5454182	New Bridge Services Operation SAIL	05A	LMC	\$988.82
2010	6	31	5464898	New Bridge Services Operation SAIL	05A	LMC	\$2,194.07
2010	6	31	5476719	New Bridge Services Operation SAIL	05A	LMC	\$655.64
2010	6	31	5486144	New Bridge Services Operation SAIL	05A	LMC	\$1,560.90
2010	6	32	5430218	Strengthen Our Sisters - flood control	03I	LMC	\$18,788.40
2010	6	35	5415251	Catholic Family Services - LINC	05A	LMC	\$4,904.28
2010	6	35	5430218	Catholic Family Services - LINC	05A	LMC	\$7,213.02
2010	6	35	5481608	Catholic Family Services - LINC	05A	LMC	\$6,797.16
2010	6	35	5486144	Catholic Family Services - LINC	05A	LMC	\$5,119.38
2011	2	42	5444886	Hawthorne - Street improvements	03K	LMA	\$46,966.56
Total							\$1,084,532.55

CAPER report – PR 03



U.S. Department of Housing and Urban Development
Office of Community Planning and Development
Integrated Disbursement and Information System
CDBG Activity Summary Report (GPR) for Program Year 2011
PASSAIC COUNTY

Date: 30-Oct-2012

Time: 13:54

Page: 1

PGM Year: 2008
Project: 0003 - FACADE IMPROVEMENT PROGRAM
IDIS Activity: 8 - WANAQUE FACADE IMPROVEMENT PROGRAM

Status: Open
 Location: WANAQUE VARIOUS LOCALITONS ALONG RINGWOOD AVE WANAQUE, NJ 07465

Objective: Create suitable living environments
 Outcome: Sustainability
 Matrix Code: Rehab; Publicly or Privately-Owned Commercial/Industrial (14E) National Objective: SBA

Initial Funding Date: 10/27/2009

Financing

Funded Amount: 127,000.00
 Drawn Thru Program Year: 65,601.00
 Drawn In Program Year: 65,601.00

Description:
 FACADE IMPROVEMENT PROGRAM IN DOWNTOWN WANAQUE

Proposed Accomplishments

Businesses : 3

Annual Accomplishments

Years	Accomplishment Narrative	# Benefitting
2010	Project is going out to bid in November, 2011. Work expected to be completed by June, 2012.	

PGM Year: 2008
Project: 0004 - HALEDON RECREATION CENTER
IDIS Activity: 9 - HALDEON RECREATION CENTER

Status: Completed 3/10/2012 7:53:54 AM
 Location: 83 Roe St Haledon, NJ 07508-1536

Objective: Create suitable living environments
 Outcome: Sustainability
 Matrix Code: Neighborhood Facilities (03E) National Objective: LMA

Initial Funding Date: 02/02/2009

Financing

Funded Amount: 60,000.00
 Drawn Thru Program Year: 60,000.00
 Drawn In Program Year: 60,000.00

Description:
 RENOVATION OF RECREATION CENTER

Proposed Accomplishments

Public Facilities : 1
 Total Population in Service Area: 7,975
 Census Tract Percent Low / Mod: 50.30

Annual Accomplishments

Years	Accomplishment Narrative	# Benefitting
2010	Rec center work is nearly completed. Payment is expected to be made in November, 2011.	
2011	Recreation center improvements complete	

PGM Year: 2008
Project: 0006 - PUBLIC SERVICE
IDIS Activity: 11 - WPU DEBT COUNSELING

Status: Canceled 8/30/2012 12:04:32 PM
 Location: 131 Ellison St Paterson, NJ 07505-1308

Objective: Create suitable living environments
 Outcome: Availability/accessibility
 Matrix Code: Micro-Enterprise Assistance (18C) National Objective: LMJ

Initial Funding Date: 02/02/2009

Financing

Funded Amount: 0.00
 Drawn Thru Program Year: 0.00
 Drawn In Program Year: 0.00

Description:

CREDIT COUNSELING FOR LOW MOD INDIVIDUALS SEEKING TO START SMALL BUSINESSES.
 INTAKE ENSURES THAT INDIVIDUALS MEET LOW - MOD INCOME GUIDELINES.

Proposed Accomplishments

Jobs : 50

Actual Accomplishments

Number assisted:

	Owner		Renter		Total		Person	
	Total	Hispanic	Total	Hispanic	Total	Hispanic	Total	Hispanic
White:	0	0	0	0	0	0		0
Black/African American:	0	0	0	0	0	0	0	0
Asian:	0	0	0	0	0	0	0	0
American Indian/Alaskan Native:	0	0	0	0	0	0	0	0
Native Hawaiian/Other Pacific Islander:	0	0	0	0	0	0	0	0
American Indian/Alaskan Native & White:	0	0	0	0	0	0	0	0
Asian White:	0	0	0	0	0	0	0	0
Black/African American & White:	0	0	0	0	0	0	0	0
American Indian/Alaskan Native & Black/African American:	0	0	0	0	0	0	0	0
Other multi-racial:	0	0	0	0	0	0	0	0
Asian/Pacific Islander:	0	0	0	0	0	0	0	0
Hispanic:	0	0	0	0	0	0	0	0
Total:	0	0	0	0	0	0	0	0
Female-headed Households:	0		0		0			

Income Category:

	Owner	Renter	Total	Person
Extremely Low	0	0	0	0
Low Mod	0	0	0	0
Moderate	0	0	0	0
Non Low Moderate	0	0	0	0
Total	0	0	0	0
Percent Low/Mod				

Annual Accomplishments

Years	Accomplishment Narrative	# Benefitting
-------	--------------------------	---------------

2011

PGM Year: 2008
Project: 0007 - sidewalks - W. Milford township
IDIS Activity: 13 - Sidwalk - W. Milford Twp
Status: Canceled 4/20/2012 10:29:21 AM
Location: Marshall Hill Road between 15 Lincoln Av W. Milford, NJ 07480

Objective: Create suitable living environments
Outcome: Sustainability
Matrix Code: Sidewalks (03L) **National Objective:** LMA

Initial Funding Date: 10/27/2009

Description:
 Construction of a new sidewalk linking the Senior Housing to the shopping center.

Financing
 Funded Amount: 0.00
 Drawn Thru Program Year: 0.00
 Drawn In Program Year: 0.00

Proposed Accomplishments

People (General) : 127
 Total Population in Service Area: 127
 Census Tract Percent Low / Mod: 75.50

Annual Accomplishments

Years	Accomplishment Narrative	# Benefitting
-------	--------------------------	---------------

2010 West Milford will bid the sidewalk in 2012. The added funds received in 2009 and 2011 will allow for a complete sidewalk construction.

PGM Year: 2009
Project: 0002 - public facilities - curb ramps
IDIS Activity: 16 - Hawthorne Curb Ramps
Status: Completed 8/18/2012 5:50:02 PM
Location: scattered site hawthorne, NJ 07506

Objective: Create suitable living environments
Outcome: Availability/accessibility
Matrix Code: Sidewalks (03L) **National Objective:** LMC

Initial Funding Date: 11/24/2009

Description:
 Construct 30 curb ramps at locations in the Borough of Hawthorne

Financing
 Funded Amount: 102,112.76
 Drawn Thru Program Year: 102,112.76
 Drawn In Program Year: 15,112.76

Proposed Accomplishments

Public Facilities : 30

Actual Accomplishments

Number assisted:	Owner		Renter		Total		Person	
	Total	Hispanic	Total	Hispanic	Total	Hispanic	Total	Hispanic

White:	0	0	0	0	0	0	5,136	472
Black/African American:	0	0	0	0	0	0	12	0
Asian:	0	0	0	0	0	0	388	0
American Indian/Alaskan Native:	0	0	0	0	0	0	0	0
Native Hawaiian/Other Pacific Islander:	0	0	0	0	0	0	0	0
American Indian/Alaskan Native & White:	0	0	0	0	0	0	0	0
Asian White:	0	0	0	0	0	0	0	0
Black/African American & White:	0	0	0	0	0	0	0	0
American Indian/Alaskan Native & Black/African American:	0	0	0	0	0	0	0	0
Other multi-racial:	0	0	0	0	0	0	94	0
Asian/Pacific Islander:	0	0	0	0	0	0	0	0
Hispanic:	0	0	0	0	0	0	0	0
Total:	0	0	0	0	0	0	5,630	472
Female-headed Households:	0		0		0			

Income Category:

	Owner	Renter	Total	Person
Extremely Low	0	0	0	0
Low Mod	0	0	0	0
Moderate	0	0	0	2,815
Non Low Moderate	0	0	0	2,815
Total	0	0	0	5,630
Percent Low/Mod				50.0%

Annual Accomplishments

Years	Accomplishment Narrative	# Benefitting
2010	The initial scope of work for 2009 has been completed. There was \$15,112 remaining which the Borough asked to use for additional curb ramps. That project is underway and expected to be completed by the end of 2011.	
2012	Final draw for 3rd phase of curb cuts made in 2012	

PGM Year: 2009
Project: 0003 - Street improvements
IDIS Activity: 17 - Borough of WP - street improvements

Status: Completed 10/25/2011 2:00:38 PM
Location: randazzo West Paterson, NJ 07424

Objective: Create suitable living environments
Outcome: Availability/accessibility
Matrix Code: Street Improvements (03K) National Objective: LMA

Initial Funding Date: 11/24/2009

Financing
Funded Amount: 100,000.00
Drawn Thru Program Year: 100,000.00
Drawn In Program Year: 100,000.00

Description:
Mill and pave McKeown and Randazzo Lanes including storm sewer improvements, curbs and sidewalks as needed, and installation of curb ramps.

Proposed Accomplishments

People (General) : 1,269
 Total Population in Service Area: 1,269
 Census Tract Percent Low / Mod: 61.00

Annual Accomplishments

Years	Accomplishment Narrative	# Benefitting
-------	--------------------------	---------------

2010	Work on the streets is completed. Awaiting invoice.	
2011	Woodland Park completed street improvements.	

PGM Year: 2009
Project: 0004 - sidewalk improvements
IDIS Activity: 18 - Bloomingdale - sidewalk construction

Status: Open
 Location: Henion Street Bloomingdale, NJ 07403

Objective: Create suitable living environments
 Outcome: Availability/accessibility
 Matrix Code: Flood Drainage Improvements (031) National Objective: LMA

Initial Funding Date: 11/24/2009

Financing
 Funded Amount: 64,800.00
 Drawn Thru Program Year: 40,630.50
 Drawn In Program Year: 40,630.50

Description:
 The project in Bloomingdale changed to construction of curb and sidewalk along Henion Street, west of Union St.(rt. 511).
 The curbs will prevent storm water from entering homes.
 ADA Curb ramps and street paving may also be included.
 The neighborhood lies in CT 1165 bg 3 which is 43.8% low mod.

Proposed Accomplishments

Public Facilities : 1
 Total Population in Service Area: 951
 Census Tract Percent Low / Mod: 49.70

Annual Accomplishments

Years	Accomplishment Narrative	# Benefitting
-------	--------------------------	---------------

2010	The project has not gone out to bid - the original project was replaced in summer of 2010 with the Henion St. curb and sidewalk project. Bidding is expected this winter with construction in the spring.	
------	---	--

PGM Year: 2009
Project: 0002 - public facilities - curb ramps
IDIS Activity: 19 - Little Falls

Status: Completed 3/10/2012 12:00:00 AM
 Location: scattered site Little Falls, NJ 07424

Objective: Create suitable living environments
 Outcome: Availability/accessibility
 Matrix Code: Sidewalks (03L) National Objective: LMC

Initial Funding Date: 11/24/2009

Financing
 Funded Amount: 26,223.82
 Drawn Thru Program Year: 26,223.82
 Drawn In Program Year: 26,223.82

Description:
 ADA Curb Ramps & construction of curb ramps to provide accessibility for persons with disabilities along routes to schools.

Proposed Accomplishments

Public Facilities : 31

Actual Accomplishments

Number assisted:

	Owner		Renter		Total		Person	
	Total	Hispanic	Total	Hispanic	Total	Hispanic	Total	Hispanic
White:	0	0	0	0	0	0	1,582	0
Black/African American:	0	0	0	0	0	0	8	0
Asian:	0	0	0	0	0	0	11	0
American Indian/Alaskan Native:	0	0	0	0	0	0	0	0
Native Hawaiian/Other Pacific Islander:	0	0	0	0	0	0	0	0
American Indian/Alaskan Native & White:	0	0	0	0	0	0	0	0
Asian White:	0	0	0	0	0	0	0	0
Black/African American & White:	0	0	0	0	0	0	0	0
American Indian/Alaskan Native & Black/African American:	0	0	0	0	0	0	0	0
Other multi-racial:	0	0	0	0	0	0	76	44
Asian/Pacific Islander:	0	0	0	0	0	0	0	0
Hispanic:	0	0	0	0	0	0	0	0
Total:	0	0	0	0	0	0	1,677	44
Female-headed Households:	0		0		0			

Income Category:

	Owner	Renter	Total	Person
Extremely Low	0	0	0	0
Low Mod	0	0	0	0
Moderate	0	0	0	1,677
Non Low Moderate	0	0	0	0
Total	0	0	0	1,677
Percent Low/Mod				100.0%

Annual Accomplishments

Years	Accomplishment Narrative	# Benefitting
2010	The Little falls project was completed in October 2011. The county is awaiting invoicing from Little Falls. Beneficiaries will be counted in 2011.	
2011	Project paperwork completed in early 2012, the FY 2011 year for the grant.	

PGM Year: 2009
Project: 0005 - park improvements
IDIS Activity: 20 - Prospect Park

Status: Completed 2/17/2012 3:22:45 PM Objective: Create suitable living environments
 Location: Hofstra Park Prospect Park, NJ 07508 Outcome: Availability/accessibility
 Matrix Code: Parks, Recreational Facilities (03F) National Objective: LMA

Initial Funding Date: 11/24/2009

Financing

Funded Amount: 48,406.00

Drawn Thru Program Year: 48,406.00

Drawn In Program Year: 48,406.00

Proposed Accomplishments

Public Facilities : 5,572

Total Population in Service Area: 5,772

Census Tract Percent Low / Mod: 60.10

Description:

Replacement of bathroom facility in Hofstra Park.

The Borough removed the old bathroom and will construct a new bathroom with septic system. The Borough of Prospect Park is overall low income(51.58%) and this is the only park facility. Population 5,572 of which 2,977 is low income.

Annual Accomplishments

Years	Accomplishment Narrative	# Benefitting
2010	The park improvements are underway and 50% completed. Work is expected to be completed on the installation of the sanitary line for the bathrooms by the end of 2011.	
2011	First phase of park bathroom improvements completed. Water and waste lines installed.	

PGM Year: 2009

Project: 0006 - Storm drainage

IDIS Activity: 21 - Wanque - Storm Drainage

Status: Completed 10/25/2011 2:08:54 PM

Location: Second Avenue Wanaque, NJ 07465

Objective: Create suitable living environments

Outcome: Availability/accessibility

Matrix Code: Flood Drainage Improvements (03I)

National Objective: LMA

Initial Funding Date: 11/24/2009

Financing

Funded Amount: 61,902.00

Drawn Thru Program Year: 61,902.00

Drawn In Program Year: 0.00

Description:

The neighborhood south of Second Street is impacted by flooding during heavy and intense rain.

The installation of retention basins underground will hold water to slowly release after the storm event to limit flooding.

The homes on the south side of Second Street are located in CT 2366 bg 6.

Proposed Accomplishments

Public Facilities : 1

Total Population in Service Area: 598

Census Tract Percent Low / Mod: 62.70

Annual Accomplishments

Years	Accomplishment Narrative	# Benefitting
2010	The 2nd Ave. drainage project is complete.	
2011	Project was completed in 2010 but final invoice paid in Oct. 2011.	

PGM Year: 2009

Project: 0007 - Sanitary Sewer

IDIS Activity: 22 - Strengthen Our Sisters - septic system

Status: Completed 4/30/2012 7:46:41 AM

Objective: Create suitable living environments

Location: Address Suppressed

Outcome: Availability/accessibility

Matrix Code: Water/Sewer Improvements (03J)

National Objective: LMC

Initial Funding Date: 11/24/2009

Description:

Strengthen Our Sisters is a homeless shelter for Victims of Domestic Violence. Replacement of the septic system at their facility in Passaic County will support shelter services.

Financing

Funded Amount: 34,500.00
 Drawn Thru Program Year: 34,500.00
 Drawn In Program Year: 34,500.00

Proposed Accomplishments

People (General) : 1

Actual Accomplishments

Number assisted:

	Owner		Renter		Total		Person	
	Total	Hispanic	Total	Hispanic	Total	Hispanic	Total	Hispanic
White:	0	0	0	0	0	0	98	69
Black/African American:	0	0	0	0	0	0	33	5
Asian:	0	0	0	0	0	0	2	0
American Indian/Alaskan Native:	0	0	0	0	0	0	5	0
Native Hawaiian/Other Pacific Islander:	0	0	0	0	0	0	0	0
American Indian/Alaskan Native & White:	0	0	0	0	0	0	0	0
Asian White:	0	0	0	0	0	0	0	0
Black/African American & White:	0	0	0	0	0	0	0	0
American Indian/Alaskan Native & Black/African American:	0	0	0	0	0	0	0	0
Other multi-racial:	0	0	0	0	0	0	23	12
Asian/Pacific Islander:	0	0	0	0	0	0	0	0
Hispanic:	0	0	0	0	0	0	0	0
Total:	0	0	0	0	0	0	161	86
Female-headed Households:	0		0		0			

Income Category:

	Owner	Renter	Total	Person
Extremely Low	0	0	0	117
Low Mod	0	0	0	44
Moderate	0	0	0	0
Non Low Moderate	0	0	0	0
Total	0	0	0	161
Percent Low/Mod				100.0%

Annual Accomplishments

Years	Accomplishment Narrative	# Benefitting
2009	Project is 75% complete.	
2010	Project was completed earlier in the year but inspections and sign offs took months to complete. Invoice was paid in October 2011.	
2011	Project was completed in 2010 but paid out in FFY 2011	

PGM Year: 2009
Project: 0008 - Neighborhood Facility - senior center renovation
IDIS Activity: 23 - Haledon Recreation Center

Status: Completed 3/10/2012 7:55:15 AM
 Location: 83 Roe St Haledon, NJ 07508-1536

Objective: Create suitable living environments
 Outcome: Availability/accessibility
 Matrix Code: Parks, Recreational Facilities (03F) National Objective: LMA

Initial Funding Date: 11/24/2009

Financing

Funded Amount: 100,000.00
 Drawn Thru Program Year: 100,000.00
 Drawn In Program Year: 100,000.00

Description:

Continued use of funds to rehabilitate the CommunitySenior Center to provide accessibility for persons with disabilities.
 Parking lot and walkway reconstruction to provide an accessible route to the facility.
 The center is located in CT 1337 and includes 7 block groups.
 The Borough overall is 50.36 percent lower income.

Proposed Accomplishments

Total Population in Service Area: 7,975
 Census Tract Percent Low / Mod: 58.80

Annual Accomplishments

Years	Accomplishment Narrative	# Benefitting
2010	The recreation center improvements are underway. This activity is a continuation of the FY 2008 activity.	
2011	Recreation improvement complete. See activity 9 - 2 years of funding	

PGM Year: 2009
Project: 0009 - Historic Preservation - Pompton Lakes
IDIS Activity: 24 - Pompton Lakes Library

Status: Completed 2/17/2012 12:00:00 AM
 Location: 333 Wanaque Ave Pompton Lakes, NJ 07442-1840

Objective: Create suitable living environments
 Outcome: Availability/accessibility
 Matrix Code: Neighborhood Facilities (03E) National Objective: LMC

Initial Funding Date: 11/24/2009

Financing

Funded Amount: 103,149.25
 Drawn Thru Program Year: 103,149.25
 Drawn In Program Year: 103,149.25

Description:

Modified - The work on the building will facilitate access by persons with disabilities and replace the dilapidated front steps.
 The entryway will be redone to accomodate a ramp and new landing with brick wall.
 An additional \$71,639 was added in fudning in July 2011.

Proposed Accomplishments

Public Facilities : 1

Actual Accomplishments

Number assisted:

	Owner		Renter		Total		Person	
	Total	Hispanic	Total	Hispanic	Total	Hispanic	Total	Hispanic
White:	0	0	0	0	0	0	1,219	18
Black/African American:	0	0	0	0	0	0	24	0

Asian:	0	0	0	0	0	0	28	0
American Indian/Alaskan Native:	0	0	0	0	0	0	13	0
Native Hawaiian/Other Pacific Islander:	0	0	0	0	0	0	0	0
American Indian/Alaskan Native & White:	0	0	0	0	0	0	0	0
Asian White:	0	0	0	0	0	0	0	0
Black/African American & White:	0	0	0	0	0	0	0	0
American Indian/Alaskan Native & Black/African American:	0	0	0	0	0	0	0	0
Other multi-racial:	0	0	0	0	0	0	65	65
Asian/Pacific Islander:	0	0	0	0	0	0	0	0
Hispanic:	0	0	0	0	0	0	0	0
Total:	0	0	0	0	0	0	1,349	83

Female-headed Households: 0 0 0

Income Category:

	Owner	Renter	Total	Person
Extremely Low	0	0	0	0
Low Mod	0	0	0	1,349
Moderate	0	0	0	0
Non Low Moderate	0	0	0	0
Total	0	0	0	1,349
Percent Low/Mod				100.0%

Annual Accomplishments

Years	Accomplishment Narrative	# Benefitting
2010	The work is underway. The ramps improvements are expected to be completed in the Fall, 2010 and will be shown on the 2011 CAPER. An additional \$71,639 was added to the budget by revision from FY 2010 funds in 2011.	
2011	Library accessibility improvements completed. Payment reduced by \$18,489.75 when project engineer recalculated values of work and assignment to ADA portion of improvements.	

PGM Year: 2010
Project: 0001 - Administration
IDIS Activity: 26 - Administration
Status: Completed 3/10/2012 8:15:22 AM
Location: ,

Objective:
Outcome:
Matrix Code: General Program Administration (21A) **National Objective:**

Initial Funding Date: 03/23/2011
Financing
Funded Amount: 107,722.03
Drawn Thru Program Year: 107,722.03
Drawn In Program Year: 0.00

Description:
Ongoing program management, oversight, public information and planning.
Funds for an open contract to prepare a Limited English Proficiency plan and to pay outstanding FY 2010 invoices are encumbered but not yet disbursed.

Proposed Accomplishments

Actual Accomplishments

Number assisted:

	Owner		Renter		Total		Person	
	Total	Hispanic	Total	Hispanic	Total	Hispanic	Total	Hispanic
White:					0	0		
Black/African American:					0	0		
Asian:					0	0		
American Indian/Alaskan Native:					0	0		
Native Hawaiian/Other Pacific Islander:					0	0		
American Indian/Alaskan Native & White:					0	0		
Asian White:					0	0		
Black/African American & White:					0	0		
American Indian/Alaskan Native & Black/African American:					0	0		
Other multi-racial:					0	0		
Asian/Pacific Islander:					0	0		
Hispanic:					0	0		
Total:	0	0	0	0	0	0	0	0
Female-headed Households:					0			

Income Category:

	Owner	Renter	Total	Person
Extremely Low			0	
Low Mod			0	
Moderate			0	
Non Low Moderate			0	
Total	0	0	0	0
Percent Low/Mod				

Annual Accomplishments

No data returned for this view. This might be because the applied filter excludes all data.

PGM Year: 2010
Project: 0004 - :Public Facilites
IDIS Activity: 27 - Hawthorne Library Roof

Status: Completed 4/20/2012 10:10:59 AM
Location: 345 Lafayette Ave Hawthorne, NJ 07506-2546

Objective: Create suitable living environments
Outcome: Sustainability
Matrix Code: Neighborhood Facilities (03E)

National Objective: SBS

Initial Funding Date: 03/23/2011

Description:

Hawthorne borough will use CDBG funds to replace the roof on the Library to prevent slums and blight.

Financing

Funded Amount: 40,000.00
Drawn Thru Program Year: 40,000.00
Drawn In Program Year: 40,000.00

Proposed Accomplishments

Public Facilities : 1

Annual Accomplishments

Years	Accomplishment Narrative	# Benefitting
--------------	---------------------------------	----------------------

2010 Hawthorne will bid the curb ramps for construction in 2012.

2011 Project complete - new roof installed.

PGM Year: 2010

Project: 0003 - Street improvements

IDIS Activity: 28 - Woodland Park - Rockland Ave. Street impr.

Status: Open

Location: Rockland Ave. Woodland Park, NJ 17051

Objective: Create suitable living environments

Outcome: Sustainability

Matrix Code: Street Improvements (03K)

National Objective: LMA

Initial Funding Date: 03/23/2011

Description:

Mill and pave Rockland Avenue between Squirrelwood Road and Taft Avenue including storm sewer improvements, curbs and sidewalks as needed, and installation of curb ramps. The streets are located in CT 2641.00 block group 1 which is 55.2% low mod. (1,269 people, 700 low-mod)

Financing

Funded Amount: 220,000.00
Drawn Thru Program Year: 172,754.38
Drawn In Program Year: 172,754.38

Proposed Accomplishments

People (General) : 1,269

Total Population in Service Area: 1,269

Census Tract Percent Low / Mod: 61.00

Annual Accomplishments

Years	Accomplishment Narrative	# Benefitting
--------------	---------------------------------	----------------------

2010 The street contract has been let out to bid with work expected to be completed in 2012.

PGM Year: 2010

Project: 0004 - :Public Facilites

IDIS Activity: 29 - Little Falls Library Roof Replacement

Status: Completed 8/18/2012 5:54:27 PM

Location: 8 Warren St Little Falls, NJ 07424-2230

Objective: Create suitable living environments

Outcome: Sustainability

Matrix Code: Neighborhood Facilities (03E)

National Objective: SBS

Initial Funding Date: 03/23/2011

Financing

Funded Amount: 75,000.00
Drawn Thru Program Year: 75,000.00
Drawn In Program Year: 75,000.00

Proposed Accomplishments

Public Facilities : 1

Description:

Roof Replacement on the Little Falls Public Library.
The building is now 41 years old and the roof is in poor condition.
The rain is starting to enter the structure, which will cause a health and safety hazard for patrons of the library.
The county has received a letter from the municipal engineer delineating the conditions that are detrimental to public health and safety.
This project meets the National Objective of Slum and Blight.

Annual Accomplishments

Years	Accomplishment Narrative	# Benefitting
2010	Library roof project has been bid and awarded with work expected to be complete by the end of 2011.	
2011	Roof replacement completed	
2012	Final invoice processed in 2012 program year.	

PGM Year: 2010
Project: 0005 - Park Improvements
IDIS Activity: 30 - Prospect Park - Hofstra Park

Status: Completed 3/10/2012 7:56:28 AM
Location: HOfstra Park Prospect Park, NJ 07508

Objective: Create suitable living environments
Outcome: Sustainability
Matrix Code: Parks, Recreational Facilities (03F) National Objective: LMA

Initial Funding Date: 03/23/2011

Financing

Funded Amount: 99,621.00
Drawn Thru Program Year: 99,621.00
Drawn In Program Year: 99,621.00

Proposed Accomplishments

Public Facilities : 1
Total Population in Service Area: 5,772
Census Tract Percent Low / Mod: 60.10

Description:

Installation of a 850' of 8" PVC sanitary sewer system line in Hofstra Park near the site of a recently demolished bathroom facility and sanitary septic system that was deemed unsafe by the borough's engineer in October 2008.
The sanitary sewer line will complement the associated sanitary requirements of the new bathroom facility that is being installed by the borough, a portion of which is funded through FY 2009 CDBG funds of \$48,000.
The Borough of Prospect Park is overall low income (51.58%) and this is the only park facility.

Annual Accomplishments

Years	Accomplishment Narrative	# Benefitting
2010	Once the sanitary line is completed, the bathroom construction will be put out on bid. This project will be completed in FY 2011 (summer 2012).	
2011	First phase of work is completed.	

PGM Year: 2010
Project: 0006 - Public Services
IDIS Activity: 31 - New Bridge Services Operation SAIL

Status: Completed 8/30/2012 12:00:00 AM
Location: 105 Hamburg Tpke Pompton Lakes, NJ 07442-2310

Objective: Create suitable living environments
Outcome: Sustainability
Matrix Code: Senior Services (05A) National Objective: LMC

Initial Funding Date: 03/23/2011

Description:

Provide 455 hours of outreach, assessment and case management services to 35 frail, home-bound seniors ages 60 years of age and older annually who have low to moderate incomes and who live in the 4 municipalities of Upper Passaic Co.: West Milford, Pompton Lakes, Bloomingdale and Wanaque.

Financing

Funded Amount: 9,346.04
 Drawn Thru Program Year: 9,346.04
 Drawn In Program Year: 9,346.04

Proposed Accomplishments

People (General) : 35

Actual Accomplishments

Number assisted:

	Owner		Renter		Total		Person	
	Total	Hispanic	Total	Hispanic	Total	Hispanic	Total	Hispanic
White:	0	0	0	0	0	0	30	0
Black/African American:	0	0	0	0	0	0	1	0
Asian:	0	0	0	0	0	0	0	0
American Indian/Alaskan Native:	0	0	0	0	0	0	0	0
Native Hawaiian/Other Pacific Islander:	0	0	0	0	0	0	0	0
American Indian/Alaskan Native & White:	0	0	0	0	0	0	0	0
Asian White:	0	0	0	0	0	0	0	0
Black/African American & White:	0	0	0	0	0	0	0	0
American Indian/Alaskan Native & Black/African American:	0	0	0	0	0	0	0	0
Other multi-racial:	0	0	0	0	0	0	1	0
Asian/Pacific Islander:	0	0	0	0	0	0	0	0
Hispanic:	0	0	0	0	0	0	0	0
Total:	0	0	0	0	0	0	32	0
Female-headed Households:	0		0		0			

Income Category:

	Owner	Renter	Total	Person
Extremely Low	0	0	0	16
Low Mod	0	0	0	4
Moderate	0	0	0	12
Non Low Moderate	0	0	0	0
Total	0	0	0	32
Percent Low/Mod				100.0%

Annual Accomplishments

Years	Accomplishment Narrative	# Benefitting
2010		
2011	Program continued with FY 2011 funding	

PGM Year: 2010
Project: 0006 - Public Services
IDIS Activity: 32 - Strengthen Our Sisters - flood control

Status: Completed 8/30/2012 12:10:16 PM
 Location: Address Suppressed

Objective: Create suitable living environments
 Outcome: Sustainability
 Matrix Code: Flood Drainage Improvements (031) National Objective: LMC

Initial Funding Date: 03/23/2011

Financing

Funded Amount: 18,788.40
 Drawn Thru Program Year: 18,788.40
 Drawn In Program Year: 18,788.40

Description:

Reduce Flooding of area by repaving drive ways and creating storm water runoff control.
 Wanaque House: Removal of old driveway, filling of stone, removal of 8 trees, shrubs and stumps and paving.
 Faye House: Removal of old driveway, placement of stone paving semi-circular driveway, paving of side parking area and top parking area, main driveway.

Proposed Accomplishments

Public Facilities : 2

Actual Accomplishments

Number assisted:

	Owner		Renter		Total		Person	
	Total	Hispanic	Total	Hispanic	Total	Hispanic	Total	Hispanic
White:	0	0	0	0	0	0	8	2
Black/African American:	0	0	0	0	0	0	7	1
Asian:	0	0	0	0	0	0	0	0
American Indian/Alaskan Native:	0	0	0	0	0	0	0	0
Native Hawaiian/Other Pacific Islander:	0	0	0	0	0	0	0	0
American Indian/Alaskan Native & White:	0	0	0	0	0	0	2	0
Asian White:	0	0	0	0	0	0	0	0
Black/African American & White:	0	0	0	0	0	0	0	0
American Indian/Alaskan Native & Black/African American:	0	0	0	0	0	0	0	0
Other multi-racial:	0	0	0	0	0	0	0	0
Asian/Pacific Islander:	0	0	0	0	0	0	0	0
Hispanic:	0	0	0	0	0	0	0	0
Total:	0	0	0	0	0	0	17	3
Female-headed Households:	0		0		0			

Income Category:

	Owner	Renter	Total	Person
Extremely Low	0	0	0	17
Low Mod	0	0	0	0
Moderate	0	0	0	0
Non Low Moderate	0	0	0	0
Total	0	0	0	17
Percent Low/Mod				100.0%

Annual Accomplishments

Years	Accomplishment Narrative	# Benefitting
--------------	---------------------------------	----------------------

2010	SOS has engaged an engineer/architect to design the project. Work is expected to be bid and completed by summer 2011.	
2011	Driveway improvements completed to divert water from the building.	

PGM Year: 2010
Project: 0005 - Park Improvements
IDIS Activity: 33 - Haledon - Childrens Park

Status: Open
Location: 83 Roe St Haledon, NJ 07508-1536

Objective: Create suitable living environments
Outcome: Sustainability
Matrix Code: Parks, Recreational Facilities (03F) **National Objective:** LMA

Initial Funding Date: 03/23/2011

Financing
Funded Amount: 100,000.00
Drawn Thru Program Year: 0.00
Drawn In Program Year: 0.00

Description:
 Update and renovate Children's Park at Roe Street Field.
 Project includes: swings, climber, benches, trash receptacles, rubber surfacing, subgrade preparation and handicap barrier removal.
 The park is located in CT 1337 and includes 7 block groups.
 The Borough overall is 50.36 percent lower income.

Proposed Accomplishments

Public Facilities : 1
 Total Population in Service Area: 7,975
 Census Tract Percent Low / Mod: 58.80

Annual Accomplishments

Years	Accomplishment Narrative	# Benefitting
--------------	---------------------------------	----------------------

2010	The children's park project will be bid once the community center improvements are complete.	
------	--	--

PGM Year: 2010
Project: 0006 - Public Services
IDIS Activity: 35 - Catholic Family Services - LINC

Status: Open
Location: 17 Pompton Ave Pompton Lakes, NJ 07442-1892

Objective: Create suitable living environments
Outcome: Sustainability
Matrix Code: Senior Services (05A) **National Objective:** LMC

Initial Funding Date: 03/23/2011

Financing
Funded Amount: 30,000.00
Drawn Thru Program Year: 24,033.84
Drawn In Program Year: 24,033.84

Description:
 LINC is a program offered by Catholic Family since 1974 reaching out to isolated lonely and homebound individuals providing medical and transportation services, shopping and shopping assistance, respite, companionship, outreach, telephone reassurance and information and referral in Upper Passaic County. CDBG funds originally provided in 2008 provided for an increased level of services in Bloomingdale, Pompton Lakes, Wanaque and West Milford.
 Funds will be used to operate the vehicle purchased with FY 2008 funds for use in this program, provide for insurance and the wages of a driver.

Proposed Accomplishments

People (General) : 50

Actual Accomplishments

Number assisted:

	Owner		Renter		Total		Person	
	Total	Hispanic	Total	Hispanic	Total	Hispanic	Total	Hispanic
White:	0	0	0	0	0	0		0
Black/African American:	0	0	0	0	0	0	0	0
Asian:	0	0	0	0	0	0	0	0
American Indian/Alaskan Native:	0	0	0	0	0	0	0	0
Native Hawaiian/Other Pacific Islander:	0	0	0	0	0	0	0	0
American Indian/Alaskan Native & White:	0	0	0	0	0	0	0	0
Asian White:	0	0	0	0	0	0	0	0
Black/African American & White:	0	0	0	0	0	0	0	0
American Indian/Alaskan Native & Black/African American:	0	0	0	0	0	0	0	0
Other multi-racial:	0	0	0	0	0	0	0	0
Asian/Pacific Islander:	0	0	0	0	0	0	0	0
Hispanic:	0	0	0	0	0	0	0	0
Total:	0	0	0	0	0	0	0	0
Female-headed Households:	0		0		0			

Income Category:

	Owner	Renter	Total	Person
Extremely Low	0	0	0	0
Low Mod	0	0	0	0
Moderate	0	0	0	0
Non Low Moderate	0	0	0	0
Total	0	0	0	0

Percent Low/Mod

Annual Accomplishments

Years	Accomplishment Narrative	# Benefitting
-------	--------------------------	---------------

2010	Catholic Family Services expended the 2009 funds and started on the 2010 funds in September 2011. Beneficiaries will be documented in the next CAPER.	
------	---	--

PGM Year: 2010
Project: 0001 - Administration
IDIS Activity: 36 - Admin - Consultant Expenses

Status: Completed 8/18/2012 5:50:48 PM
 Location: ,

Objective:
 Outcome:
 Matrix Code: General Program Administration (21A) National Objective:

Initial Funding Date: 06/13/2011

Financing

Funded Amount: 68,835.00
 Drawn Thru Program Year: 68,835.00

Description:

Consultant expenses for preparation of annual plan, environmental review, technical services, preparation of Limited English Proficiency plan.
 Funds encumbered for remaining unpaid obligations: \$6812.50.

Drawn In Program Year: 46,242.50

Proposed Accomplishments

Actual Accomplishments

<i>Number assisted:</i>	Owner		Renter		Total		Person	
	Total	Hispanic	Total	Hispanic	Total	Hispanic	Total	Hispanic
White:					0	0		
Black/African American:					0	0		
Asian:					0	0		
American Indian/Alaskan Native:					0	0		
Native Hawaiian/Other Pacific Islander:					0	0		
American Indian/Alaskan Native & White:					0	0		
Asian White:					0	0		
Black/African American & White:					0	0		
American Indian/Alaskan Native & Black/African American:					0	0		
Other multi-racial:					0	0		
Asian/Pacific Islander:					0	0		
Hispanic:					0	0		
Total:	0	0	0	0	0	0	0	0
Female-headed Households:					0			

Income Category:

	Owner	Renter	Total	Person
Extremely Low			0	
Low Mod			0	
Moderate			0	
Non Low Moderate			0	
Total	0	0	0	0
Percent Low/Mod				

Annual Accomplishments

No data returned for this view. This might be because the applied filter excludes all data.

PGM Year: 2010
Project: 0001 - Administration
IDIS Activity: 37 - Admin - Program Expenses

Status: Completed 11/30/2011 12:00:00 AM

Objective:

Location: ,

Outcome:

Matrix Code: General Program Administration (21A)

National Objective:

Initial Funding Date: 06/13/2011

Description:

Program expenses - publications, printing

Financing

Funded Amount: 2,163.52

Drawn Thru Program Year: 2,163.52

Drawn In Program Year: 521.24

Proposed Accomplishments

Actual Accomplishments

Number assisted:

	Owner		Renter		Total		Person	
	Total	Hispanic	Total	Hispanic	Total	Hispanic	Total	Hispanic
White:					0	0		
Black/African American:					0	0		
Asian:					0	0		
American Indian/Alaskan Native:					0	0		
Native Hawaiian/Other Pacific Islander:					0	0		
American Indian/Alaskan Native & White:					0	0		
Asian White:					0	0		
Black/African American & White:					0	0		
American Indian/Alaskan Native & Black/African American:					0	0		
Other multi-racial:					0	0		
Asian/Pacific Islander:					0	0		
Hispanic:					0	0		
Total:	0	0	0	0	0	0	0	0
Female-headed Households:					0			

Income Category:

	Owner	Renter	Total	Person
Extremely Low			0	
Low Mod			0	
Moderate			0	
Non Low Moderate			0	
Total	0	0	0	0
Percent Low/Mod				

Annual Accomplishments

No data returned for this view. This might be because the applied filter excludes all data.

PGM Year: 2010
Project: 0003 - Street improvements
IDIS Activity: 38 - West Milford Street improvements

Status: Completed 4/23/2012 8:29:19 AM
 Location: 1570 Greenwood west milford, NJ 07480

Objective: Create suitable living environments
 Outcome: Availability/accessibility
 Matrix Code: Street Improvements (03K) National Objective: LMA

Initial Funding Date: 10/07/2011

Financing
 Funded Amount: 100,000.00
 Drawn Thru Program Year: 100,000.00
 Drawn In Program Year: 100,000.00

Description:
 10 roads in Upper Greenwood Lake that are in dire need of resurfacing.
 These are all local roadways located within the LowMod Income area: Audubon Road: 870 ft., Aura Court: 300 ft., Bradley Court: 275 ft., Denville Court: 260 ft., Esterville Court: 235 ft., Jamesburg Road: 1280 ft., Kingsland Road: 1,030 ft., Newfield Road: 680 ft., Palmyra Road: 320 ft., Pleasant Road: 440 ft.

Proposed Accomplishments

People (General) : 975
 Total Population in Service Area: 975
 Census Tract Percent Low / Mod: 42.50

Annual Accomplishments

Years	Accomplishment Narrative	# Benefitting
2011	Paving of Upper Greenwood lakes streets is complete.	

PGM Year: 2011
Project: 0001 - Administration
IDIS Activity: 39 - Administration - salaries

Status: Open
 Location: ,

Objective:
 Outcome:
 Matrix Code: General Program Administration (21A) National Objective:

Initial Funding Date: 10/25/2011

Financing
 Funded Amount: 100,000.00
 Drawn Thru Program Year: 99,839.21
 Drawn In Program Year: 99,839.21

Description:
 Ongoing program management and oversight

Proposed Accomplishments

Actual Accomplishments

Number assisted:	Owner		Renter		Total		Person	
	Total	Hispanic	Total	Hispanic	Total	Hispanic	Total	Hispanic
White:					0	0		
Black/African American:					0	0		
Asian:					0	0		

American Indian/Alaskan Native:	0	0
Native Hawaiian/Other Pacific Islander:	0	0
American Indian/Alaskan Native & White:	0	0
Asian White:	0	0
Black/African American & White:	0	0
American Indian/Alaskan Native & Black/African American:	0	0
Other multi-racial:	0	0
Asian/Pacific Islander:	0	0
Hispanic:	0	0
Total:	0	0

Female-headed Households: 0

Income Category:

	Owner	Renter	Total	Person
Extremely Low			0	
Low Mod			0	
Moderate			0	
Non Low Moderate			0	
Total	0	0	0	0
Percent Low/Mod				

Annual Accomplishments

No data returned for this view. This might be because the applied filter excludes all data.

PGM Year: 2011
Project: 0001 - Administration
IDIS Activity: 40 - Administraiton - Consultant

Status: Open Objective:
Location: , Outcome:
Matrix Code: General Program Administration (21A) National Objective:

Initial Funding Date: 10/25/2011
Financing
Funded Amount: 59,500.00
Drawn Thru Program Year: 52,665.56
Drawn In Program Year: 52,665.56

Description:
Consultant to prepare Annual Plan, environmental review, CAPER and provide technical services

Proposed Accomplishments

Actual Accomplishments

<i>Number assisted:</i>	Owner		Renter		Total		Person	
	Total	Hispanic	Total	Hispanic	Total	Hispanic	Total	Hispanic
White:					0	0		
Black/African American:					0	0		
Asian:					0	0		
American Indian/Alaskan Native:					0	0		
Native Hawaiian/Other Pacific Islander:					0	0		
American Indian/Alaskan Native & White:					0	0		
Asian White:					0	0		
Black/African American & White:					0	0		
American Indian/Alaskan Native & Black/African American:					0	0		
Other multi-racial:					0	0		
Asian/Pacific Islander:					0	0		
Hispanic:					0	0		
Total:	0	0	0	0	0	0	0	0
Female-headed Households:					0			

Income Category:

	Owner	Renter	Total	Person
Extremely Low			0	
Low Mod			0	
Moderate			0	
Non Low Moderate			0	
Total	0	0	0	0
Percent Low/Mod				

Annual Accomplishments

No data returned for this view. This might be because the applied filter excludes all data.

PGM Year: 2011
Project: 0001 - Administration
IDIS Activity: 41 - Administraiton - other expenses and contingencies

Status: Open Objective:
 Location: , Outcome:

Initial Funding Date: 10/25/2011

Description:

The sum of \$5,000 is set aside for public notices and printing expenses.
 \$25,546 is available for cost overruns on admin expenses to be determined.

Financing

Funded Amount: 30,546.00
 Drawn Thru Program Year: 4,324.67
 Drawn In Program Year: 4,324.67

Proposed Accomplishments

Actual Accomplishments

Number assisted:

	Owner		Renter		Total		Person	
	Total	Hispanic	Total	Hispanic	Total	Hispanic	Total	Hispanic
White:					0	0		
Black/African American:					0	0		
Asian:					0	0		
American Indian/Alaskan Native:					0	0		
Native Hawaiian/Other Pacific Islander:					0	0		
American Indian/Alaskan Native & White:					0	0		
Asian White:					0	0		
Black/African American & White:					0	0		
American Indian/Alaskan Native & Black/African American:					0	0		
Other multi-racial:					0	0		
Asian/Pacific Islander:					0	0		
Hispanic:					0	0		
Total:	0	0	0	0	0	0	0	0
Female-headed Households:					0			

Income Category:

	Owner	Renter	Total	Person
Extremely Low			0	
Low Mod			0	
Moderate			0	
Non Low Moderate			0	
Total	0	0	0	0
Percent Low/Mod				

Annual Accomplishments

No data returned for this view. This might be because the applied filter excludes all data.

PGM Year: 2011
Project: 0002 - Street improvements
IDIS Activity: 42 - Hawthorne - Street improvements

Status: Open
Location: 401 Dixie Ave Hawthorne, NJ 07506-1101

Objective: Create suitable living environments
Outcome: Sustainability
Matrix Code: Street Improvements (03K) **National Objective:** LMA

Initial Funding Date: 10/25/2011

Financing

Funded Amount: 110,000.00
Drawn Thru Program Year: 46,966.56
Drawn In Program Year: 46,966.56

Description:

Milling and paving of Dixie Avenue from Lincoln Avenue to Fifth Avenue, along with the replacement of curbs, as needed, the installation of dropped curbs and handicapped ramps at all intersections, and the retrofit of all catch basins to conform with Stormwater Management rules.

Proposed Accomplishments

People (General) : 1,544
Total Population in Service Area: 1,544
Census Tract Percent Low / Mod: 54.00

Annual Accomplishments

No data returned for this view. This might be because the applied filter excludes all data.

PGM Year: 2011
Project: 0003 - Public Facilities
IDIS Activity: 43 - N. Haledon Senior Center

Status: Open
Location: 512 High Mountain Rd North Haledon, NJ 07508-2606

Objective: Create suitable living environments
Outcome: Sustainability
Matrix Code: Senior Centers (03A) **National Objective:** LMC

Initial Funding Date: 10/25/2011

Financing

Funded Amount: 80,000.00
Drawn Thru Program Year: 0.00
Drawn In Program Year: 0.00

Description:

The Borough will convert the former American Legion Building to serve as a Senior Center. CDBG funded work will include: Installation of a new ADA compliant access ramp into the structure, replacement of the front entry door to include ADA compliant door opening equipment, modification to the rear emergency exit to provide a secondary means of ADA compliant egress, and/or replacement of the interior door leading to the main hall space, and extensive renovation of the restroom facilities to bring them to ADA compliance.

Proposed Accomplishments

Public Facilities : 1

Actual Accomplishments

Number assisted:

	Owner		Renter		Total		Person	
	Total	Hispanic	Total	Hispanic	Total	Hispanic	Total	Hispanic
White:	0	0	0	0	0	0		0
Black/African American:	0	0	0	0	0	0	0	0
Asian:	0	0	0	0	0	0	0	0
American Indian/Alaskan Native:	0	0	0	0	0	0	0	0
Native Hawaiian/Other Pacific Islander:	0	0	0	0	0	0	0	0
American Indian/Alaskan Native & White:	0	0	0	0	0	0	0	0
Asian White:	0	0	0	0	0	0	0	0
Black/African American & White:	0	0	0	0	0	0	0	0
American Indian/Alaskan Native & Black/African American:	0	0	0	0	0	0	0	0
Other multi-racial:	0	0	0	0	0	0	0	0
Asian/Pacific Islander:	0	0	0	0	0	0	0	0
Hispanic:	0	0	0	0	0	0	0	0
Total:	0	0	0	0	0	0	0	0
Female-headed Households:	0		0		0			

Income Category:

	Owner	Renter	Total	Person
Extremely Low	0	0	0	0
Low Mod	0	0	0	0
Moderate	0	0	0	0
Non Low Moderate	0	0	0	0
Total	0	0	0	0
Percent Low/Mod				

Annual Accomplishments

No data returned for this view. This might be because the applied filter excludes all data.

PGM Year: 2011
Project: 0004 - Sanitary Sewer improvements
IDIS Activity: 44 - Wanaque Sanitary Sewer

Status: Open
 Location: 130 Jefferson St. Wanaque, NJ 07465

Objective: Create suitable living environments
 Outcome: Sustainability
 Matrix Code: Water/Sewer Improvements (03J)

National Objective: LMA

Initial Funding Date: 10/25/2011

Financing

Funded Amount: 117,379.00

Drawn Thru Program Year: 0.00

Drawn In Program Year: 0.00

Proposed Accomplishments

People (General) : 598

Total Population in Service Area: 598

Census Tract Percent Low / Mod: 62.70

Annual Accomplishments

No data returned for this view. This might be because the applied filter excludes all data.

Description:

Install a new sanitary sewer line in Monroe street and provide for hooking up homeowners to the new line. The existing sewer system run behind the homes and in many places is made of clay. The line is deteriorating and allows the inflow and infiltration of rain water into the sanitary system.

PGM Year: 2011

Project: 0005 - Recreation improvements

IDIS Activity: 45 - Prospect Park - Hofstra Park

Status: Open

Location: 121 Struyk Ave Prospect Park, NJ 07508-2254

Objective: Create suitable living environments

Outcome: Sustainability

Matrix Code: Parks, Recreational Facilities (03F)

National Objective: LMA

Initial Funding Date: 12/06/2011

Financing

Funded Amount: 95,000.00

Drawn Thru Program Year: 0.00

Drawn In Program Year: 0.00

Proposed Accomplishments

Public Facilities : 1

Total Population in Service Area: 5,772

Census Tract Percent Low / Mod: 60.10

Annual Accomplishments

No data returned for this view. This might be because the applied filter excludes all data.

Description:

Installation of a 850' of 8" PVC sanitary sewer system line in Hofstra Park near the site of a recently demolished bathroom facility and sanitary septic system that was deemed unsafe by the borough's engineer in October 2008.

The sanitary sewer line will complement the associated sanitary requirements of the new bathroom facility that is being installed by the borough, a portion of which is funded through FY 2009 CDBG funds of \$48,000.

The Borough of Prospect Park is overall low income (51.58%) and this is the only park facility.

PGM Year: 2011
Project: 0003 - Public Facilities
IDIS Activity: 46 - Totowa - Library ADA

Status: Canceled 8/30/2012 12:53:20 PM
 Location: 537 Totowa Rd Totowa, NJ 07512-2018

Objective: Create suitable living environments
 Outcome: Sustainability
 Matrix Code: Neighborhood Facilities (03E) National Objective: LMC

Initial Funding Date: 12/06/2011

Financing

Funded Amount: 0.00
 Drawn Thru Program Year: 0.00
 Drawn In Program Year: 0.00

Description:

The project entails the installation of ADA compliant restrooms and elevator.

Proposed Accomplishments

Public Facilities : 1

Actual Accomplishments

Number assisted:

	Owner		Renter		Total		Person	
	Total	Hispanic	Total	Hispanic	Total	Hispanic	Total	Hispanic
White:	0	0	0	0	0	0		0
Black/African American:	0	0	0	0	0	0	0	0
Asian:	0	0	0	0	0	0	0	0
American Indian/Alaskan Native:	0	0	0	0	0	0	0	0
Native Hawaiian/Other Pacific Islander:	0	0	0	0	0	0	0	0
American Indian/Alaskan Native & White:	0	0	0	0	0	0	0	0
Asian White:	0	0	0	0	0	0	0	0
Black/African American & White:	0	0	0	0	0	0	0	0
American Indian/Alaskan Native & Black/African American:	0	0	0	0	0	0	0	0
Other multi-racial:	0	0	0	0	0	0	0	0
Asian/Pacific Islander:	0	0	0	0	0	0	0	0
Hispanic:	0	0	0	0	0	0	0	0
Total:	0	0	0	0	0	0	0	0
Female-headed Households:	0		0		0			

Income Category:

	Owner	Renter	Total	Person
Extremely Low	0	0	0	0
Low Mod	0	0	0	0
Moderate	0	0	0	0
Non Low Moderate	0	0	0	0
Total	0	0	0	0

Annual Accomplishments

No data returned for this view. This might be because the applied filter excludes all data.

PGM Year: 2011
Project: 0004 - Sanitary Sewer improvements
IDIS Activity: 47 - Totowa Sewer Improvement

Status: Open
Location: 3501 Jefferson St. Totowa, NJ 07512

Objective: Create suitable living environments
Outcome: Sustainability
Matrix Code: Solid Waste Disposal Improvements (03H) National Objective: LMA

Initial Funding Date: 04/20/2012

Financing

Funded Amount: 208,250.00
Drawn Thru Program Year: 0.00
Drawn In Program Year: 0.00

Description:

Studies of the existing sanitary sewer system recommend that the 70+ year old clay pipe sanitary sewer main located within Jefferson Street requires rehabilitation to eliminate the filtration of groundwater into the sanitary sewer main.
Project includes: lining the sewer main, sealing of the manholes and sealing lateral connections to reduce the amount of infiltration into the sanitary sewer system.

Proposed Accomplishments

Public Facilities : 1
Total Population in Service Area: 1,120
Census Tract Percent Low / Mod: 49.80

Annual Accomplishments

No data returned for this view. This might be because the applied filter excludes all data.

PGM Year: 2011
Project: 0006 - Public Services
IDIS Activity: 48 - Catholic Family - LINC

Status: Open
Location: 24 Degrasse St Paterson, NJ 07505-2001

Objective: Create suitable living environments
Outcome: Sustainability
Matrix Code: Senior Services (05A) National Objective: LMC

Initial Funding Date: 10/26/2011

Financing

Funded Amount: 37,000.00
 Drawn Thru Program Year: 0.00
 Drawn In Program Year: 0.00

Description:

LINC is a program offered by Catholic Family since 1974 reaching out to isolated lonely and homebound individuals providing medical and transportation services, shopping and shopping assistance, respite, companionship, outreach, telephone reassurance and information and referral in Upper Passaic County. Funds will be used to operate the vehicle purchased with FY 2008 funds for use in this program, provide for insurance and the wages of a driver, and provide for the partial salary of the program director.

Proposed Accomplishments

People (General) : 50

Actual Accomplishments

Number assisted:

	Owner		Renter		Total		Person	
	Total	Hispanic	Total	Hispanic	Total	Hispanic	Total	Hispanic
White:	0	0	0	0	0	0		0
Black/African American:	0	0	0	0	0	0	0	0
Asian:	0	0	0	0	0	0	0	0
American Indian/Alaskan Native:	0	0	0	0	0	0	0	0
Native Hawaiian/Other Pacific Islander:	0	0	0	0	0	0	0	0
American Indian/Alaskan Native & White:	0	0	0	0	0	0	0	0
Asian White:	0	0	0	0	0	0	0	0
Black/African American & White:	0	0	0	0	0	0	0	0
American Indian/Alaskan Native & Black/African American:	0	0	0	0	0	0	0	0
Other multi-racial:	0	0	0	0	0	0	0	0
Asian/Pacific Islander:	0	0	0	0	0	0	0	0
Hispanic:	0	0	0	0	0	0	0	0
Total:	0	0	0	0	0	0	0	0
Female-headed Households:	0		0		0			

Income Category:

	Owner	Renter	Total	Person
Extremely Low	0	0	0	0
Low Mod	0	0	0	0
Moderate	0	0	0	0
Non Low Moderate	0	0	0	0
Total	0	0	0	0

Percent Low/Mod

Annual Accomplishments

No data returned for this view. This might be because the applied filter excludes all data.

PGM Year: 2011
Project: 0006 - Public Services
IDIS Activity: 49 - New Bridge Services

Status: Open
 Location: 105 Hamburg Tpke Pompton Lakes, NJ 07442-2310

Objective: Create suitable living environments
 Outcome: Sustainability
 Matrix Code: Senior Services (05A) National Objective: LMC

Initial Funding Date: 10/26/2011

Financing

Funded Amount: 12,555.00
 Drawn Thru Program Year: 0.00
 Drawn In Program Year: 0.00

Description:

Provide 495 hours of outreach, assessment and case management services to 45 frail, home-bound seniors ages 60 years of age and older annually who have low to moderate incomes and who live in the six municipalities of Upper Passaic Co.: West Milford, Pompton Lakes, Bloomingdale, Wanaque, Ringwood, and Little Falls.

Proposed Accomplishments

People (General) : 20

Actual Accomplishments

Number assisted:

	Owner		Renter		Total		Person	
	Total	Hispanic	Total	Hispanic	Total	Hispanic	Total	Hispanic
White:	0	0	0	0	0	0		0
Black/African American:	0	0	0	0	0	0	0	0
Asian:	0	0	0	0	0	0	0	0
American Indian/Alaskan Native:	0	0	0	0	0	0	0	0
Native Hawaiian/Other Pacific Islander:	0	0	0	0	0	0	0	0
American Indian/Alaskan Native & White:	0	0	0	0	0	0	0	0
Asian White:	0	0	0	0	0	0	0	0
Black/African American & White:	0	0	0	0	0	0	0	0
American Indian/Alaskan Native & Black/African American:	0	0	0	0	0	0	0	0
Other multi-racial:	0	0	0	0	0	0	0	0
Asian/Pacific Islander:	0	0	0	0	0	0	0	0
Hispanic:	0	0	0	0	0	0	0	0
Total:	0	0	0	0	0	0	0	0

Female-headed Households:

0 0 0

Income Category:

	Owner	Renter	Total	Person
Extremely Low	0	0	0	0
Low Mod	0	0	0	0
Moderate	0	0	0	0
Non Low Moderate	0	0	0	0
Total	0	0	0	0

Percent Low/Mod

Annual Accomplishments

No data returned for this view. This might be because the applied filter excludes all data.

PGM Year: 2010
Project: 0005 - Park Improvements
IDIS Activity: 50 - Prospect Park Spray Park

Status: Open
Location: 58 Struyk Ave Prospect Park, NJ 07508-2231

Objective: Create suitable living environments
Outcome: Availability/accessibility
Matrix Code: Parks, Recreational Facilities (03F) **National Objective:** LMA

Initial Funding Date: 03/10/2012

Financing

Funded Amount: 95,000.00
Drawn Thru Program Year: 85,000.00
Drawn In Program Year: 85,000.00

Description:

Construction of a spray park in the northern end of Hofstra Park in the Borough of Prospect Park.

Proposed Accomplishments

Public Facilities : 1
Total Population in Service Area: 5,772
Census Tract Percent Low / Mod: 60.10

Annual Accomplishments

No data returned for this view. This might be because the applied filter excludes all data.

PGM Year: 2008
Project: 0007 - sidewalks - W. Milford township
IDIS Activity: 51 - Woodland Park - Woodrow Ave

Status: Open
Location: 1480 Union Valley Rd West Milford, NJ 07480-1338

Objective: Create suitable living environments
Outcome: Sustainability
Matrix Code: Street Improvements (03K) **National Objective:** LMA

Initial Funding Date: 04/20/2012

Description:

Improvements to Woodrow Avenue in Woodland Park.

Financing

Funded Amount: 183,581.00

Drawn Thru Program Year: 0.00

Drawn In Program Year: 0.00

Proposed Accomplishments

People (General) : 1,269

Total Population in Service Area: 1,269

Census Tract Percent Low / Mod: 61.00

Annual Accomplishments

No data returned for this view. This might be because the applied filter excludes all data.

PGM Year: 2011

Project: 0002 - Street improvements

IDIS Activity: 52 - West Milford Street improvements - unpaved roads

Status: Open

Location: 1480 Union Valley Rd West Milford, NJ 07480-1338

Objective: Create suitable living environments

Outcome: Sustainability

Matrix Code: Street Improvements (03K)

National Objective: LMA

Initial Funding Date: 08/30/2012

Description:

Paving roads in West Milford Township - First, Second, Third Ave. Road improvements.

Financing

Funded Amount: 200,000.00

Drawn Thru Program Year: 0.00

Drawn In Program Year: 0.00

Proposed Accomplishments

People (General) : 945

Total Population in Service Area: 945

Census Tract Percent Low / Mod: 42.40

Annual Accomplishments

No data returned for this view. This might be because the applied filter excludes all data.

Total Funded Amount:	\$3,028,380.82
Total Drawn Thru Program Year:	\$1,749,585.54
Total Drawn In Program Year:	\$1,468,726.73

PR 23



U.S. Department of Housing and Urban Development
 Office of Community Planning and Development
 Integrated Disbursement and Information System
 CDBG Summary of Accomplishments
 Program Year: 2011

DATE: 10-30-12
 TIME: 13:51
 PAGE: 1

PASSAIC COUNTY

Count of CDBG Activities with Disbursements by Activity Group & Matrix Code

Activity Group	Activity Category	Underway Count	Underway Activities Disbursed	Completed Count	Completed Activities Disbursed	Program Year Count	Total Activities Disbursed
Economic Development	Rehab; Publicly or Privately-Owned Commercial/Industrial (14E)	1	\$65,601.00	0	\$0.00	1	\$65,601.00
	Micro-Enterprise Assistance (18C)	0	\$0.00	1	\$0.00	1	\$0.00
	Total Economic Development	1	\$65,601.00	1	\$0.00	2	\$65,601.00
Public Facilities and Improvements	Senior Centers (03A)	1	\$0.00	0	\$0.00	1	\$0.00
	Neighborhood Facilities (03E)	0	\$0.00	5	\$278,149.25	5	\$278,149.25
	Parks, Recreational Facilities (03F)	3	\$85,000.00	3	\$248,027.00	6	\$333,027.00
	Solid Waste Disposal Improvements (03H)	1	\$0.00	0	\$0.00	1	\$0.00
	Flood Drainage Improvements (03I)	1	\$40,630.50	2	\$18,788.40	3	\$59,418.90
	Water/Sewer Improvements (03J)	1	\$0.00	1	\$34,500.00	2	\$34,500.00
	Street Improvements (03K)	4	\$219,720.94	2	\$200,000.00	6	\$419,720.94
	Sidewalks (03L)	0	\$0.00	3	\$41,336.58	3	\$41,336.58
	Total Public Facilities and Improvements	11	\$345,351.44	16	\$820,801.23	27	\$1,166,152.67
	Public Services	Senior Services (05A)	3	\$24,033.84	1	\$9,346.04	4
Total Public Services		3	\$24,033.84	1	\$9,346.04	4	\$33,379.88
General Administration and Planning	General Program Administration (21A)	3	\$156,829.44	3	\$46,763.74	6	\$203,593.18
	Total General Administration and Planning	3	\$156,829.44	3	\$46,763.74	6	\$203,593.18
Grand Total		18	\$591,815.72	21	\$876,911.01	39	\$1,468,726.73



U.S. Department of Housing and Urban Development
 Office of Community Planning and Development
 Integrated Disbursement and Information System
 CDBG Summary of Accomplishments
 Program Year: 2011

DATE: 10-30-12
 TIME: 13:51
 PAGE: 2

PASSAIC COUNTY

CDBG Sum of Actual Accomplishments by Activity Group and Accomplishment Type

Activity Group	Matrix Code	Accomplishment Type	Open Count	Completed Count	Program Year Totals
Economic Development	Rehab; Publicly or Privately-Owned Commercial/Industrial (14E)	Business	0	0	0
	Total Economic Development		0	0	0
Public Facilities and Improvements	Senior Centers (03A)	Public Facilities	0	0	0
	Neighborhood Facilities (03E)	Public Facilities	0	17,299	17,299
	Parks, Recreational Facilities (03F)	Public Facilities	7,975	39,038	47,013
	Solid Waste Disposal Improvements (03H)	Public Facilities	0	0	0
	Flood Drainage Improvements (03I)	Public Facilities	951	1,213	2,164
	Water/Sewer Improvements (03J)	Persons	0	161	161
	Street Improvements (03K)	Persons	1,269	3,513	4,782
	Sidewalks (03L)	Public Facilities	0	7,307	7,307
	Total Public Facilities and Improvements		10,195	68,531	78,726
Public Services	Senior Services (05A)	Persons	0	32	32
	Total Public Services		0	32	32
Grand Total			10,195	68,563	78,758



PASSAIC COUNTY

CDBG Beneficiaries by Racial / Ethnic Category

Housing-Non Housing	Race	Total Persons	Total Hispanic		
			Persons	Total Households	
				Total Hispanic Households	
Non Housing	White	8,073	561	0	0
	Black/African American	85	6	0	0
	Asian	429	0	0	0
	American Indian/Alaskan Native	18	0	0	0
	American Indian/Alaskan Native & White	2	0	0	0
	Other multi-racial	259	121	0	0
	Total Non Housing		8,866	688	0
Grand Total	White	8,073	561	0	0
	Black/African American	85	6	0	0
	Asian	429	0	0	0
	American Indian/Alaskan Native	18	0	0	0
	American Indian/Alaskan Native & White	2	0	0	0
	Other multi-racial	259	121	0	0
	Total Grand Total		8,866	688	0



U.S. Department of Housing and Urban Development
Office of Community Planning and Development
Integrated Disbursement and Information System
CDBG Summary of Accomplishments
Program Year: 2011

DATE: 10-30-12
TIME: 13:51
PAGE: 4

PASSAIC COUNTY

CDBG Beneficiaries by Income Category

	Income Levels	Owner Occupied	Renter Occupied	Persons
Non Housing	Extremely Low ($\leq 30\%$)	0	0	150
	Low ($>30\%$ and $\leq 50\%$)	0	0	1,353
	Mod ($>50\%$ and $\leq 80\%$)	0	0	1,689
	Total Low-Mod	0	0	3,192
	Non Low-Mod ($>80\%$)	0	0	0
	Total Beneficiaries	0	0	3,192

PR 83 – Performance Measures

Public Facilities and Infrastructure

	Create Suitable Living			Provide Decent Housing			Create Economic Opportunities			Total
	Access	Afford	Sustain	Access	Afford	Sustain	Access	Afford	Sustain	
Number of Persons Assisted with new access to a facility	1,677	0	0	0	0	0	0	0	0	1,677
with improved access to a facility	2,324	0	5,772	0	0	0	0	0	0	8,096
with access to a facility that is no longer substandard	7,158	0	26,210	0	0	0	0	0	0	33,368
Totals :	11,159	0	31,982	0	0	0	0	0	0	43,141

Number of Households Assisted

with new access to a facility	0	0	0	0	0	0	0	0	0	0
with improved access to a facility	0	0	0	0	0	0	0	0	0	0
with access to a facility that is no longer substandard	0	0	0	0	0	0	0	0	0	0
Totals :	0	0	0	0	0	0	0	0	0	0


Public Services








	Create Suitable Living			Provide Decent Housing			Create Economic Opportunities			Total
	Access	Afford	Sustain	Access	Afford	Sustain	Access	Afford	Sustain	
Number of Persons Assisted with new (or continuing) access to a service	0	0	32	0	0	0	0	0	0	32
with improved (or continuing) access to a service	0	0	0	0	0	0	0	0	0	0
with new access to a service that is no longer substandard	0	0	0	0	0	0	0	0	0	0
Totals :	0	0	32	0	0	0	0	0	0	32

APPENDIX - MAPS

Passaic County

CAPER Map of All Projects



-  Passaic County
-  Municipalities
-  Entitlement Communities
-  Water Bodies
-  Major Roads
-  Census Tracts
-  Block Groups

- 1** Wanaque - Facade Improvement Program
- 2** Haledon - Roe St. Community Center
- 3** Woodland Park - McKeon and Randazzo Street Improvements
- 4** Bloomingdale - Storm Sewer
- 5** Wanaque - Storm Drainage
- 6** Pompton Lakes - Library ADA
- 7** Prospect Park - Hofstra Park
Prospect Park - Hofstra Park Sewer Line
Prospect Park - Hofstra Park Spray Park
- 8** West Milford - Upper Greenwood Lake Streets
- 9** Hawthorne - Library Roof
- 10** Little Falls - Library Roof
- 11** Woodland Park - Rockland Avenue Street Improvements
- 12** Hawthorne - Dixie Ave. Street Improvements
- 13** Hawthorne - Curb Ramps - Multiple Locations
- 14** Little Falls - Curb Ramps - Multiple Locations

Non-Site Specific Activities:

- Strengthen Our Sisters - Septic System (address suppressed)
- Strengthen Our Sisters - Flood Control/Driveway Reconstruction (address suppressed)
- New Bridge Services - Elderly Services
- Catholic Social Services - Elderly Services

